

User Manual
For
Independent Samples received by the LAB Cell

Submitted to: EIC

Submitted By:





USER MANUAL

Contents

Contents 2

1. LAB Cell fills the details of the received samples 3


2. LAB Manager receives the samples details 6

3. LAB Manager views the Generated Report 13


1. LAB Cell fills the details of the received samples

- Login with the LAB Cell credentials.

Login Id : Lab Tester 1



निर्यात निरीक्षण परिषद, भारत सरकार
Export Inspection Council, Government of India



[HOME](#) | [SERVICES ▾](#) | [GENERATE NEW APPLICATIONS](#) | [CHANGE PASSWORD](#) | [HELPDESK](#) | [LOGOUT](#)

Search Consignments

Enter Consignment Id.

From Date

To Date

List of Consignments

Sr.no	Consignment ID	Sample Received Date/Time	Commodity	Inspect Sample
No records found.				

(1 of 1) 20 ▾

- Click on GENERATE NEW APPLICATION and click on Add button.



निर्यात निरीक्षण परिषद, भारत सरकार
Export Inspection Council, Government of India



- HOME
- SERVICES ▾
- GENERATE NEW APPLICATIONS**
- CHANGE PASSWORD
- HELPDESK
- LOGOUT

➕ Add

List of Samples							
	Sr.no	Sample ID	Company Name	Approval No	Sampler Name	Sample Received Date/Time	Action
No records found.							
(1 of 1) 1< >> >1 20 ▾							


Forward Samples

- Application for Registration of New Sample appears on the screen.

Sample Receiving Cell(Registration of New Sample)

Sample ID		<input type="text"/>
Company Name	Company Address	Approval No -- select -- ▾
Category of the product Snacks Convenience Products ▾	Product Name <input type="text"/>	Parameters to be tested select here ▾
Lot No <input type="text"/>	Batch No <input type="text"/>	Code <input type="text"/>
Invoice No <input type="text"/>	Date Of Invoice <input type="text"/>	Quantity/Weight Of Sample <input type="text"/>
Sampler Name <input type="text"/>	Designation <input type="text"/>	Sampling Date <input type="text"/>
Sampling Time <input type="text"/>	Brand <input type="text"/>	Type of Packing -- select -- ▾

USER MANUAL

No of Cartons		No of Samples	
<input type="text"/>		<input type="text"/>	
Sample Received at lab(Date)*	Sample Received at lab(Time)	Registration of Sample(Time) *	
<input type="text"/> 	<input type="text"/>	<input type="text" value="13:12:28"/>	
Registration of Sample(Date)*	Temperature of Sample at the time received at Lab *	Weight of sample at the time received at lab *	
<input type="text" value="20-11-2018"/>	<input type="text"/>	<input type="text"/>	
Condition of the seal of sample *	Condition of the seal of the box *	Details of mode of transportation of sample *	
<input type="text" value="-- select --"/>	<input type="text" value="-- select --"/>	<input type="text"/>	
Product core temperature at the time of sampling	Condition of the sample observed *	Remarks *	
<input type="text"/>	<input type="text" value="-- select --"/>	<input type="text"/>	
Other information to be captured in the report, if any		<input type="text"/>	
		<input type="button" value="Save as draft"/> <input type="button" value="Close"/>	

- User fills the necessary details as mentioned in the Application.
- After filling the details user saves the details by clicking on the ‘**Save as draft**’ button.
- After saving the details use clicks on the ‘**Close**’ button.



निर्यात निरीक्षण परिषद, भारत सरकार
Export Inspection Council, Government of India



HOME

SERVICES +

GENERATE NEW APPLICATIONS

CHANGE PASSWORD

HELPDESK


LOGOUT

List of Samples Add							
<input type="checkbox"/>	Sr.no	Sample ID	Company Name	Approval No	Sampler Name	Sample Received Date/Time	Action
<input type="checkbox"/>	1	S-2018-19/L1/21	Test	FFP-01-12323	Test	2018-11-20 09:00 AM	
(1 of 1) 1 20							
Forward Samples							


- In Similar way user can add details of another samples by simply clicking on the add button.
- Having filled all the details user forwards all the samples to the LAB Manager.

2. LAB Manager receives the samples details

- Login with the LAB Manager credentials.
- Go to *Application > Test Result > Individual Samples*



निर्यात निरीक्षण परिषद, भारत सरकार
Export Inspection Council, Government of India



[HOME](#)
[APPLICATIONS ▾](#)
[HELPDESK](#)
[CHANGE PASSWORD](#)
[LOGOUT](#)

Consignment

Check Received Samples
 Access History
Test Result

Consignment Samples
Individual Samples

Search Consignments

Date


To Date

List of unassigned applications


S.No.	Consignment Id	Establishment Address	Commodity Name	Application submitted Date/Time	Status
1	C-2018-19/01/260	okk		18-10-2018 12:09 PM	Pending at Lab

- Click on the respective [Process](#) Link of the Submitted Sample ID.

Login Id : Lab Manager 1



निर्यात निरीक्षण परिषद, भारत सरकार
Export Inspection Council, Government of India



[HOME](#)
[APPLICATIONS ▾](#)
[HELPDESK](#)
[CHANGE PASSWORD](#)
[LOGOUT](#)

List of Samples Received

Sr.no	Sample ID	Company Name	Approval No	Sampler Name	Sample Received Date/Time	Test Report	Action
1	S-2018-19/L1/21	Test	FFP-01-12323	Test	2018-11-20 09:00 AM		Process
2	S-2018-19/L1/20	Test	EP-01-2006	Test	2018-11-15 04:00 AM	View	Process
3	S-2018-19/L1/19	Test	FFP-01-2000	Test	2018-11-15 07:00 AM	View	Process
4	S-2018-19/L1/16	df	NA	scsdc	2018-11-15 03:00 AM		Process

User Manual For EIC

Page 7

- Submitted details of the samples appear on the screen. User can view the parameters to be tested for particular sample and respective to each parameter details will be filled by the Manager.

Login Id : Lab Manager 1



निर्यात निरीक्षण परिषद, भारत सरकार
Export Inspection Council, Government of India



HOME

APPLICATIONS ▾

HELPDESK

CHANGE PASSWORD

LOGOUT

Sample Receiving Cell Details

Sample ID		S-2018-19/L1/21	
Company Name	Company Address	Approval No	
Test	Test	FFP-01-12323	
Category of the product	Product Name	Parameters to be tested	
Lactose	Test	<input checked="" type="checkbox"/> Escherichia coli <input checked="" type="checkbox"/> Listeria monocytogenes <input checked="" type="checkbox"/> Salmonella	
Lot No	Batch No	Code	
Test	Test	Test	
Invoice No	Date Of Invoice	Quantity/Weight Of Sample	
Test	20-11-2018	12kg	

USER MANUAL

Sampler Name Test	Designation Test	Sampling Date 20-11-2018
Sampling Time 8:00 AM	Brand Test	Type of Packing Bags
No of Cartons 12	No of Samples 11	
Sample Received at lab(Date)* 20-11-2018	Sample Received at lab(Time) 09:00:00	Registration of Sample(Time) * 13:55:37
Registration of Sample(Date)* 20-11-2018	Temperature of Sample at the time received at Lab * Test	Weight of sample at the time received at lab * 11kg
Condition of the seal of sample * Satisfactory	Condition of the seal of the box * Satisfactory	Details of mode of transportation of sample * Test

- Add the parameters details as given in the Screenshot.

sampling dfgdf	Condition of the sample observed * Satisfactory	Remarks * dfg			
Other information to be captured in the report,if any		dfgdfg			
Whether the testing fee has been received? *	<input checked="" type="radio"/> Yes <input checked="" type="radio"/> No <input checked="" type="radio"/> Not Required				
Test Result					
Sr.No.	Parameter tested for	Unit of measurement	Results with corrected recovery along with level of recovery	MRL/ MRPL/ ML/ Limits	Action
1	Endrin,				Add Parameter details Edit
2	17-Beta estradiol				Add Parameter details Edit
3	2, 4 DDE				Add Parameter details Edit
4	2, 4 DDT				Add Parameter details Edit
(1 of 1) < < < 1 > > > 10 ▾					

Add Test Result
✕

Parameter tested for	<input type="text" value="Escherichia coli"/>
Unit of measurement	<input type="text"/>
Results with corrected recovery along with level of recovery	<input type="text"/>
LOD as applicable	<input type="text"/>
Limit of determination/ quantification: LOQ/ CC α / CC β , as applicable	<input type="text"/>
MRL/ MRPL/ ML/ Limits	<input type="text"/>
Analytical Methods	<input type="text"/>
Specification, standard/ test method against which product tested like AOAC, BIS, in-house, etc.	<input type="text"/>
Validation protocol	<input type="text"/>
Measurement of Uncertainty	<input type="text"/>
<input style="border: 2px solid red;" type="button" value="Add"/> <input type="button" value="Close"/>	

- After filling up the details of each parameter, user gives the result of the tested Samples and can write the remarks.

Test Result

Sr.No.	Parameter tested for	Unit of measurement	Results with corrected recovery along with level of recovery	MRL/ MRPL/ ML/ Limits	Action
1	<input type="text" value="Escherichia coli"/>	<input type="text" value="Test"/>	<input type="text" value="Test"/>	<input type="text" value="Test"/>	Add Edit Remove
2	<input type="text" value="Listeria monocytogenes"/>	<input type="text"/>	<input type="text" value="Test"/>	<input type="text" value="Test"/>	Add Edit Remove
3	<input type="text" value="Salmonella"/>	<input type="text" value="Test"/>	<input type="text" value="Test"/>	<input type="text" value="Test"/>	Add Edit Remove

(1 of 1) <- 1 >-> >-1 10 ▼

Test Result *

Please Select
 Please Select
 Satisfactory
 Unsatisfactory

Remarks

200 characters remaining.

Generate Report Close

- After filling the details user can Generated the Report. Generated Report appears on the screen.

Test Result

Sr.No.	Parameter tested for	Unit of measurement	Results with corrected recovery along with level of recovery	MRL/ MRPL/ ML/ Limits	Action
1	<input type="text" value="Escherichia coli"/>	<input type="text" value="Test"/>	<input type="text" value="Test"/>	<input type="text" value="Test"/>	Add Edit Remove
2	<input type="text" value="Listeria monocytogenes"/>	<input type="text"/>	<input type="text" value="Test"/>	<input type="text" value="Test"/>	Add Edit Remove
3	<input type="text" value="Salmonella"/>	<input type="text" value="Test"/>	<input type="text" value="Test"/>	<input type="text" value="Test"/>	Add Edit Remove

(1 of 1) <- 1 >-> >-1 10 ▼

Test Result *

Satisfactory

Remarks

200 characters remaining.

Generate Report Close

PDF - Google Chrome

Not secure | 219.65.123.158/WebApp1/servlets/report/PDF?reqToken=aeGchvBpeoCgExNkwFQEJuIHpkqhsttiosH...

PDF 1 / 1

TEST REPORT

Test Report No. -
Approval No - FFP-01-12323
Name & Address of Company- Test
Invoice Order/Purchase Order - Test
Date of Sampling - 11/20/18 12:00 AM
Date of Sample Receipt - 11/20/18 12:00 AM
Condition of Sample(At the time of receipt) - Satisfactory

Details of Sample-
Type & Nature of Product - Lactose
Type of Packing - Bags
No. of M/C's(serial no. if any) -
Code covered - Test
Grade covered in the consignment(if applicable) -
Lot No- Test
Batch No.- Test
Parameters tested for- Escherichia coli, Listeria monocytogenes, Salmonella

Sampled by (by authorized sampler for and not by the exporter) - Test

Result Of Analysis
Date Of start Analysis - Date of completion of analysis -

Test Results

S.No.	Parameter tested for	Units of measurement	**Results with corrected recovery along with level of recovery	Limit of determination/quantification LOQ/CC/C as applicable(e.g. LOQ in case of pesticides,CC for Screening test CC for drugs & contaminants etc)	LOAD as applicable	MRL/MRPL ML/ L/ml IS**	Analytical Method(e.g. ELISA,Detoset,Flow or Plate,TLC,HPLC,LC-MS-MS etc)	Specification standard/test method against which product tested like AOAC,BIS,In-house etc)	Validation protocol(e.g specify like 2002/657/EC,IU
1	Escherichia coli	Test	Test	Test	Test	Test	Test	Test	Test
2	Listeria		Test	Test	Test	Test	Test	Test	
3	Salmonella	Test	Test	Test	Test	Test	Test	Test	Test

3. LAB Manager views the Generated Report

- LAB manager can view the Generated report in the link given in the screen shot.

Login Id : Lab Manager 1



निर्यात निरीक्षण परिषद, भारत सरकार
Export Inspection Council, Government of India



HOME

APPLICATIONS ▾

HELPDESK

CHANGE PASSWORD

LOGOUT

List of Samples Received							
Sr.no	Sample ID	Company Name	Approval No	Sampler Name	Sample Received Date/Time	Test Report	Action
1	S-2018-19/L1/21	Test	FFP-01-12323	Test	2018-11-20 09:00 AM	View	Process
2	S-2018-19/L1/20	Test	EP-01-2006	Test	2018-11-15 04:00 AM	View	Process
3	S-2018-19/L1/19	Test	FFP-01-2000	Test	2018-11-15 07:00 AM	View	Process
4	S-2018-19/L1/16	df	NA	scsdc	2018-11-15 03:00 AM		Process