

**Manual on
Payment Mode
In
Food Licensing & Registration System
For North Eastern Region
(State License and Registration Only)**

Prepared By: Kaushik Kalita

Designation: Consultant (Onsite Manager)

Region : North Eastern Region

Table of Contents :**Page No.**

1. Overview on Process of Payment mode in FLRS for North Eastern Region (NER)	3-5
2. Detail process of payment mode in Food Licensing & Registration after processing the application for License/Registration	5-7
3. Process of payment made by FBO	
3.1 Assam	7-8
3.2 Arunachal Pradesh	8-9
3.3 Mizoram	9-11
3.4 Manipur	12
3.5 Meghalaya	13
3.6 Tripura	14-15

1. Overview on Process of Payment mode in FLRS for North Eastern Region (NER)

(Kindly consult with Respective Designated Officer/Registering Authority/Food Safety Officer before filling up the details)

State	Mode of payment	Head of Account (auto filled)	To be filled by FBO	Payable Bank
1.Assam	Treasury Challan Only	Major Head: 0210 Sub Major Head: 04 Minor Head: 105 Group Sub Head: NA Sub Head: NA Detailed Head: NA Contingency Fund MH/Service: NA DDO Code: NA Bank Branch Code: NA	FBO needs to enter the License Fee “Amount” and “Issue Date” and verify/edit the other details in the auto filled data wherever necessary (mandatory fields are marked in red *).	State Bank of India
2.Arunachal Pradesh	Treasury Challan Only	Major Head: 0210 Sub Major Head: 04 Minor Head: 104 Group Sub Head: NA Sub Head: 0 Detailed Head: 0	FBO needs to enter the License Fee “Amount” and “Issue Date” and verify/edit the other details in the auto filled data wherever necessary. The Sub Head, DDO Code and Branch Code needs to be updated after consultation with the DO/FSO. (mandatory fields are marked in red *)	State Bank of India

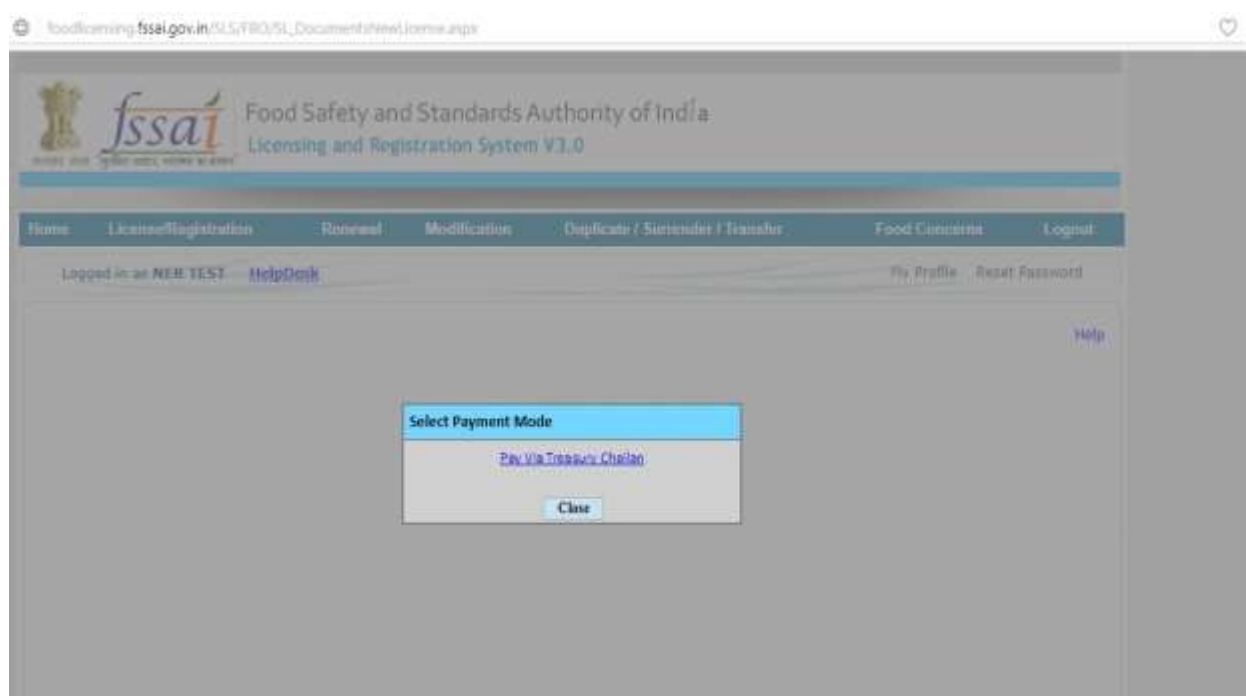
3. Mizoram	Treasury Challan Only	Major Head: 0210 Sub Major Head: 04 Minor Head: 104 Group Sub Head: 02	FBO needs to enter the License Fee “Amount” and “Issue Date” and verify/edit the other details in the auto filled data wherever necessary The Sub Head, DDO Code and Branch Code needs to be updated after consultation with the DO/FSO. (mandatory fields are marked in red *)	State Bank of India
4. Manipur	Treasury Challan Only	Major Head: 0210 Sub Major Head: 04 Minor Head: 104 Group Sub Head: NA Sub Head: NA Detailed Head: NA Contingency Fund MH/Service: NA DDO Code: NA Bank Branch Code: NA	FBO needs to enter the License Fee “Amount” and “Issue Date” and verify/edit the other details in the auto filled data. The Sub Head, DDO Code and Branch Code needs to be updated after consultation with the DO/FSO. wherever necessary(mandatory fields are marked in red *)	State Bank of India
5. Meghalaya	Treasury Challan Only	Major Head: 0210 Sub Major Head: 04 Minor Head: 104 Group Sub Head: NA Sub Head: 03 Contingency Fund MH/Service: NA DDO Code: NA Bank Branch Code: NA	FBO needs to enter the License Fee “Amount” and “Issue Date” and verify/edit the other details in the auto filled data wherever necessary(mandatory fields are marked in red *)	State Bank of India
6. Tripura	Treasury Challan Only	Major Head: 0210 Sub Major Head: 04 Minor Head: 105 Group Sub Head: NA Sub Head: 0 Detailed Head: 0 Contingency Fund	FBO needs to enter the License Fee “Amount” and “Issue Date” and verify/edit the other details in the auto filled data wherever necessary	State Bank of India

		MH/Service: NA DDO Code: NA Bank Branch Code: NA	(mandatory fields are marked in red *)	
--	--	---	--	--

2. Detail process of payment mode in Food Licensing & Registration after processing the application for License/Registration:

Pay via Treasury Challan :

After filling up the application the FBO will be asked to make payment for License/Registration through “Pay Via Treasury Challan”



Add Challan details : Click on “Add Challan details” . You can also click on preview application before clicking on “Add Challan Details” .

localhost:8080/fssa/gov.in/113/FSO2/SL_PaymentthroughChallan.aspx

 Food Safety and Standards Authority of India
Licensing and Registration System V3.0

Home License/Registration Renewal Modification Duplicate / Surrender / Transfer Food Concerns Logout

Logged in as NER TEST [HelpDesk](#) My Profile Reset Password

Form "B"
[See Regulation 2.1.2, Regulation 2.1.3 and Regulation 2.1.7]
Application for License under Food Safety and Standards Act, 2006

Treasury Challan Detail(s)

License Fee Rs. 3000

SL. No.	Amount(Rs.)	Treasury Challan No.	Issue Date	Major Head	Sub Major Head	Group Sub Head	Sub Head	Contingency Fund MH/Service Major Head	DDO Code	Bank Branch Code	Action
No Treasury Challan Details											

[Add Challan Details](#)

[Preview Application](#) [Previous](#) [Submit](#) [Cancel](#)

Best viewed with IE 8 or

Challan Head Combination entry along **with amount and issue date** : fill the amount , "issue date" and verify the head combination details. Kindly enter the DDO Code and Bank Branch Code and any other details wherever applicable (**refer page 3-5**) to complete the Challan details. After completing it, click on "Add Challan"

Home License/Registration Renewal Modification Duplicate / Surrender / Transfer Food Concerns Logout

Logged in as NER TEST [HelpDesk](#) My Profile Reset Password

Form "B"
[See Regulation 2.1.2, Regulation 2.1.3 and Regulation 2.1.7]
Application for License under Food Safety and Standards Act, 2006

Treasury Challan Detail(s)

License Fee Rs. 3000

Amount

Treasury Challan No. Issue Date

Major Head Sub Major Head

Minor Head Sub Head

Group Sub Head Sub Detailed Head

Detailed Head Charged/Voted ☐ Charged ☐ Voted

Non Plan/Plan ☒ Non Plan ☐ Plan

Contingency Fund MH/Service Major Head Bank Branch Code

DDO Code

[Add Challan](#) [Cancel](#)

SL. No.	Amount(Rs.)	Treasury Challan No.	Issue Date	Major Head	Sub Major Head	Group Sub Head	Sub Head	Contingency Fund MH/Service Major Head	DDO Code	Bank Branch Code	Action
No Treasury Challan Details											

[Add Challan Details](#)

[Preview Application](#) [Previous](#) [Submit](#) [Cancel](#)

After Clicking on **Add Challan**, the details of the treasury Challan appears. FBO can “**Add more Challan Details**” in case the full amount of license is not added in the first Challan.

After checking the details kindly submit to complete the payment process.

Foodlicensing.fssai.gov.in/SLSP/BC/SL_PaymentthroughChallan.aspx

Form "B"
[See Regulation 2.1.1, Regulation 2.1.3 and Regulation 2.1.7]
Application for License under Food Safety and Standards Act, 2006.

License Fee Rs. 3000

Sl. No.	Amount (INR)	Treasury Challan No.	Issue Date	Major Head	Sub Major Head	Group Sub Head	Sub Head	Temporary Food Mkt/Service Major Head	DDO Code	Bank Branch Code	Action
1	3000	12345	31/10/2017	0220	04	NA	NA	NA	001	781009	Delete

[Add More Challan Details](#)

[Preview Application](#) [Previous](#) [Submit](#) [Cancel](#)

Best viewed with IE 8 or above with 1024x768 (or higher) resolution. Copyright © 2014 : FSSAI. All rights reserved.

3. Process of payment made by FBO

3.1. Assam :

- Firstly, FBO have to collect treasury Challan copies (set of 3) **original , duplicate and triplicate** from respective state Designated Officer office .
- Then, The treasury Challan copies would be required to be filled and submitted in the treasury office. Treasury office allocates **one Treasury Challan number** and asks the FBO to submit the treasury Challan amount State Bank of India of their respective treasury office location. **The bank keeps the triplicate copy of the treasury Challan and returns back the original and duplicate copies to the concerned FBO.**
- Then finally FBO needs to bring the original copy of the treasury Challan and submits to Designated Officer/ Food Safety officer for License /Registration so that the same can be uploaded in FLRS. The duplicate copy of the Challan would remain with the FBO .
- (Refer page 3 for Head Combination information for Assam)

Kindly fill the details with consultation of respective Designated Officer/Registering Authority/ Food Safety Officer.

The treasury Challan format and head combination should be depicted as below for Assam :

CHALLAN No./চালান নম্বর					
TO BE PAID TO THE BRANCH OF THE STATE BANK OF INDIA					
By Whom tendered কোন দিছে মার	For Whom tendered কোন কাছনে টকা দিয়া টহছে কেওঁৰ মার তিকনা	PARTICULARS জায়া দিয়া টকা নহিওৰ আবেদনৰ সম্পূৰ্ণ বিৱৰণ	AMOUNT Re./টকা P./নং		Head of Account
		Application fees for Food License/ Amendment Registration under FSS Act/06 for the year			1210 - Medical & Public Health - 04 - Public Health - 05
TOTAL/মুঠ					
Rupees/আনবেৰে					
Date/তাৰিখ					
Signature/স্বাক্ষৰ		Accountant/গণনিক		Treasurer/কোষাধ্যক্ষ আৱিকৰী	

3.2 Arunachal Pradesh :

- FBO have to collect the Treasury Challan from the office which is duly countersigned by DO or FSO of your respective District office
- .FBO will have to then fill **the Challan details** and thereafter the license fee is to be deposited directly to the State Bank of India, Branch . These SBI branches are having specimen signature of the designated officer/ Food Safety Officer.
- Bank keeps the duplicate copy. FBO then visits the concerned DO office and submits the treasury Challan original copy .and keeps the triplicate copy for reference.

Kindly fill the details with consultation of respective Designated Officer/Registering Authority/ Food Safety Officer.

(Refer page 3 for Head Combination information for Arunachal Pradesh)

A sample Challan copy of Arunachal Pradesh is as follows :

G.A.R.-7 (See Rule 26 (1))
T.R.-6 (See Rule 52)
(Obverse)
Challan No. _____

CHALLAN

/Post & Telegraph.
/Civil
Defence
Railways

Please, indicate whether _____

Treasury/Sub-Treasury _____

Challan of Cash/BD or Cheque paid into State/Reserve Bank of India at _____

To be filled by the remitter				To be filled by the Departmental Officer of the Treasury		
By whom tendered	Name and designation (and address of the person on whose behalf money is paid)	Full particulars of the remittance and/or authority (if any)	Amount	Head of Account	Account Officer by whom adjustable	Order to the Bank
M/s. Kenford Associates	Designated Officer District Pajum Pare Directorate of Health Services Arunachal Pradesh Itanagar	Food Licence/Regd. Fee	2000 00	0260 Med & Ph 04 Public Health 104 Fees, Fines etc.	Accountant General (Muzung)	Date _____ To be used only for the remittance to the Bank through departmental Officer or the Bank A/c Officer.
Total			2000 00			

Signature _____

(In words) Rupees: Two thousand only

P.T.O. Treasury Accountant Date Treasury Officer Agent or Manager

State Bank of India
Cash Received
15 OCT 2017
To be used only for the remittance to the Bank through departmental Officer or the Bank A/c Officer.

3.3 Mizoram :

- Firstly, FBO will collect the treasury Challan (Set of 4 copies) ,i.e., Original, Duplicate, Triplicate and Quadruplicate from the respective Designated Officer office .
- After collecting the Challan, DO/FSO will add the treasury Challan number and notify the FBO to fill the relevant details of the Challan which will be countersigned by the respective concerned DO/FSO. The heads would be filled their in advance.
- Then, FBO will go to the bank i, e, State Bank of India and pay the required amount. Bank will take the duplicate and triplicate copies of the Challan.
- Finally, FBO will have to revisit the Designated Officer office and submit the original copy which would be used for license/registration generation .The Quadruplicate copy would remain with the concerned FBO.
- (Refer page 4 for Head Combination information for Mizoram)

Kindly fill the details with consultation of respective Designated Officer/Registering Authority/ Food Safety Officer.

The format of Treasury Challan copies of Mizoram are as follows:

Original Copy:

ORIGINAL

CLAR - 7
(New Rule 20 (1))
CHALLAN
(Mizoram)

SECRET CODE - 00000000000000000000

Treasury Code - 000102, BSO Code - 124001, Bank Code - 003

Challan No. _____

Please indicate whether
Civil _____
Defence _____
Railway _____
Post & Telegraph _____

Challan of Money paid into _____ (Bank) _____ (Drawing)

To be filled in by the payer			To be filled in by the Departmental Officer or in his absence				
Name (if or designation) and address of the party (ie. The payer etc.) including money	Department/Office from which made the demand received	Full particulars of the nature of contribution and/or authority (if any)	Amount		Head of Account	Account Officer by whom submitted	Order to the Bank
Name & Address	Director of Health Services and Food Safety Commissioner	Application fee/ Renewal fee/ Fines/ Duplicate/ Registration fee	Rs.	P.	0210 - Med. & Pub. Health 05 - Public Health 104 - Fines & Fines 00 - Fees for Food Safety & Standards	AGI Mizoram (Muzam)	Received and grant receipt (signature of the Officer ordering the money to be paid to)
Total							

(In words) Rupees _____

Received payment (in words) Rupees _____
Date _____

Agent or Manager/Executive Officer

Duplicate Copy:

Duplicate

CLAR - 7
(New Rule 20 (1))
CHALLAN
(Mizoram)

SECRET CODE - 00000000000000000000

Treasury Code - 000102, BSO Code - 124001, Bank Code - 003

Challan No. _____

Please indicate whether
Civil _____
Defence _____
Railway _____
Post & Telegraph _____

Challan of Money paid into _____ (Bank) _____ (Drawing)

To be filled in by the payer			To be filled in by the Departmental Officer or in his absence				
Name (if or designation) and address of the party (ie. The payer etc.) including money	Department/Office from which made the demand received	Full particulars of the nature of contribution and/or authority (if any)	Amount		Head of Account	Account Officer by whom submitted	Order to the Bank
Name & Address	Director of Health Services and Food Safety Commissioner	Application fee/ Renewal fee/ Fines/ Duplicate/ Registration fee	Rs.	P.	0210 - Med. & Pub. Health 05 - Public Health 104 - Fines & Fines 00 - Fees for Food Safety & Standards	AGI Mizoram (Muzam)	Received and grant receipt (signature of the Officer ordering the money to be paid to)
Total							

(In words) Rupees _____

Received payment (in words) Rupees _____
Date _____

Agent or Manager/Executive Officer

Triplicate Copy :

TRIPPLICATE		CLASS - 7 (See Rule 28 (1)) CHALLAN 17th March 2019		Please indicate whether: Civil _____ Defence _____ Railway _____ Post & Telegraph _____		
SHORT CODE - 4499444		Treasury Code - 000102, 0103 Code - 124004, Bank Code - 000		Challan No. _____		
Children of Missing paid tax: S. R. 1		(Amount)		CLASS - 7P12		
To be filled in by the submitter		To be filled in by the Departmental Officer or at his instance		(Amount)		
Source (Name of the organization and address of the party (ie. The person who is contributing money)	Department/Office from where the amount is received	Full particulars of the nature of expenditure and/or service (if any)	Amount	Head of Account	Amount/Office by whom submitted	Order to the Bank
Source & Address	Director of Health Services (ie. District Health Commissioner)	Application for Renewal for Public Health/Registration Fee	Rs. 0/-	0010 - School & Public Health 001 - Public Health 104 - Public Health 105 - Public Health 002 - Public Health & Standards	AC / Submission	Submitted and grant receipt (signature date & full designation of the Officer ordering the money to be paid to)
		Total				
The money Required						
Amount of payment for money Required						
Date _____						Agent or Manager/Chartered Officer

Quadruplicate copy :

QUADRUPPLICATE		CLASS - 7 (See Rule 28 (1)) CHALLAN 17th March 2019		Please indicate whether: Civil _____ Defence _____ Railway _____ Post & Telegraph _____		
SHORT CODE - 4499444		Treasury Code - 000102, 0103 Code - 124004, Bank Code - 000		Challan No. _____		
Children of Missing paid tax: S. R. 1		(Amount)		CLASS - 7P12		
To be filled in by the submitter		To be filled in by the Departmental Officer or at his instance		(Amount)		
Source (Name of the organization and address of the party (ie. The person who is contributing money)	Department/Office from where the amount is received	Full particulars of the nature of expenditure and/or service (if any)	Amount	Head of Account	Amount/Office by whom submitted	Order to the Bank
Source & Address	Director of Health Services (ie. District Health Commissioner)	Application for Renewal for Public Health/Registration Fee	Rs. 0/-	0010 - School & Public Health 001 - Public Health 104 - Public Health 105 - Public Health 002 - Public Health & Standards	AC / Submission	Submitted and grant receipt (signature date & full designation of the Officer ordering the money to be paid to)
		Total				
The money Required						
Amount of payment for money Required						
Date _____						Agent or Manager/Chartered Officer

3.4 Manipur :

- **First the FBO have to collect the TR-5 Challan format from respective District Designated Officer of Manipur.** After filling up the details the same needs to be submitted to concerned FSO/DO .
- **The Designated Officer/FSO will in turn generate a TR-6 Challan format from the data collected and send the details to State Bank of India for depositing the amount in this TR-6 Format.**
- **After that the TR-5 Challan format is uploaded in Food Licensing & Registration System.**

Kindly fill the details with consultation of respective Designated Officer/Registering Authority/ Food Safety Officer.

(Refer page 4 for Head Combination information for Manipur)

Treasury Challan formats of Manipur are depicted as follows :

1. How License/Registration Fees are collected from Food Business Operators (FBOs) in Manipur

- License/Registration Fees are collected using TR-5 challan.

- Deposit of these fees in the Head of Accounts is done using TR-6 Challan.

3.6 Tripura:

- Treasury Challan can be collected from the establishment section of respective designated officer office of Tripura .
- After filling up the details the payment must be made in State Bank of India .
- The original copy of the Challan should be provided to respective designated officer office for making the online payment in Food Licensing & Registration System.

(Refer page 4-5 for Head Combination information for Tripura)

Kindly fill the details with consultation of respective Designated Officer/ Registering Authority/ Food Safety Officer.

Sample Treasury Challan format of Tripura is provided as follows:

CHALLAN									
(TO BE FILLED IN BY THE TENDERER)									
On whose behalf the money is paid									
Particulars of the remittance									
Amount (Rs.) (In words)									
Signature of the Tenderer									
(TO BE FILLED IN BY THE DEPARTMENTAL OFFICER)									
No.					Date				
Treasury Code T P A O B					DDO Code 0 8 0 4 7				
Major Head 0 0 7 5		Sub Major Head 0 0		Minor Head 5 0 0		Sub-Minor Head			
ORDER TO THE BANK: CORRECT, RECEIVED AND GRANT RECEIPT.									
Signature of the Officer Ordering the money to be paid in									
(FOR BANK USE)									
RECEIPT PAYMENT FOR RS.									
(In words) Rupees									
Signature of :									
(Cashier / Head Cashier)			(Accountant)			(Branch Manager)			

CHALLAN
(To be filled in by the tenderer)

ORIGINAL

On whose behalf money is paid:	Chief Medical Officer, West Tripura, Agartala
Particulars of the remittance	DDO Code: 08047 Treasury Code TPA08 Licence Fee Being the cost of new licence fee for the year of 2017-18 paid by M/S Tripureswari Enterprise at Gopal nagar Tea Garden, Taranagar west Tripura.
Amount:	2,000(Rs) Two thousand rupees only

A. L. M.
Signature of the Tenderer
M/S Tripureswari Enterprise

(To be filled in by the Department Officer)

Challan No. 1247	Challan Date: 24-10-2017	Challan Id No:- 45627			
Treasury Code: TPA08		DDO Code:- 08047			
Major Head	Sub-Major Head	Minor Head	Sub-Head	Detailed-Head	Object Head
0210	04	105			

Order to the Bank:

Correct. Receive and grant Receipt.

Signature of the officer ordering the money to be paid:

DDO Designation:- Chief Medical Officer, West Tripura
Agartala
DDO Code:- 08047

Official Seal

24/10/17
Food Safety Officer
Sr. Inspector (Food)
O/o the C.M.O. (W)
Agartala, West Tripura.

(For use in Bank)

Received payment for Rs: 2,000 (only) Two thousand rupees only

Signature of :

(Cashier/Head Cashier)

(Accountant)

(Branch Manager)

(For use in Treasury)

TV No.

TV Date:

(Accountant)

(Treasury Officer)

Report Run by Chief Medical Officer, West Tripura, Agartala
Report Run on 24-Oct-2017 3:54 pm



[FLRS]

STATE WISE (NORTHERN REGION)
PAYMENT OPTION DOCUMENT

**Prepared by:- Nitish Kathuria
(Onsite Manager)**

Table of Contents

STATE WISE PAYMENT CUSTOMISATION LIST	3
HIMACHAL PRADESH.....	3
CHANDIGARH	7
RAJASTHAN	7
JAMMU AND KASHMIR	10
PUNJAB	11
HARAYANA	12
DELHI	15

STATE WISE PAYMENT CUSTOMISATION LIST.

HIMACHAL PRADESH

- Payment option for State license are as follows:-

- Cash
- DD
- Treasury challan

Select Payment Mode
[Pay Via Demand Draft](#)
[Pay Via Treasury Challan](#)
[Pay Via Cash](#)
Close

1) Pay Via Demand Draft

Demand Draft Detail(s)						
License Fee		Rs. 5000 + Postal Charge Rs.25		Demand Draft in Favour of		Director H.P. Society of Health Safety & Regulation (Payable at respective district HQ)
Sl.No	Demand Draft No.	Amount(INR)	Issue Date.	Issuing Bank.	Branch Name	Action
						Save & Add
<div>Preview Application Previous Submit Cancel</div>						

2) Pay Via Treasury challan

- a) FBO has to visit <https://himkosh.hp.nic.in/eChallan/>

Secure: | https://himkoshp.nic.in/eChallan/

LEA: | Food Licensing and | https://foodlicensing/

Himachal Pradesh

Integrated Financial Management System (IFMS)

(ePayment through eChallan)
DEPARTMENT OF FINANCE
Treasuries, Accounts and Cessaries

Himachal Pradesh e-Challan - A Gateway of Govt. Receipts

Various Reports

- ▶ HOD Wise
- ▶ DDO Wise
- ▶ Treasury Wise
- ▶ Service Wise
- ▶ Search/Print Challan

News & Updates

status is failed, First Verify Yourself through Search Challan Option or Send email to Cyber Treasury team with HIMGRN no.

• PLEASE NOTE THAT CONSEQUENT TO MERGER OF SBOP WITH SB, ALL SBOP BRANCHES WILL WORK AS BRANCHES OF SB W.E.F. 21.05.2017. FOR THE

DEPARTMENT	RS. (IN LAKHS)
Excise and Taxation	47181.995
Industries	9726.815
Transport	628.821
Energy	61912.698
Others	1101.951
Total	117651.881

e-Challan - an online Government Receipts Accounting System of Himachal Pradesh Government. The departments which generate revenue for the Government are associated with eChallan.

- A citizen can deposit government money using eChallan by logging on to the system.
- A citizen must have a net-banking account with any of the banks listed below.
- This is a 24x7 facility and citizen can make the payment any time of the day.
- A citizen can generate the challan online for manual payment at the bank counter.
- Challan Generated Online for Manual Payments: 358307

Contact Us: DTD Cyber Treasury Phone no. : 0177-2620236 Timings : 10AM - 5PM
For Technical Feedback / Query, e-mail to Cyber.Treasury.team

Authorized Login

Login ID:

Password:

Login As: **Public** ▼

Login

[Create New Account](#) [Forgot Password](#)

For Non-Registered Users, Use Login ID as 'guest'

Instructions

- ▶ 1: Login
- ▶ 2: Select Department Services
- ▶ 3: Make Payment
- ▶ 4: Print Receipt
- ▶ 5: User Manual
- ▶ 6: FAQs

[Download eChallan Mobile App](#)

Visitors: 2198105

Disclaimer: Content on this website is published and managed by Department of Treasuries, Accounts and Lotteries, Himachal Pradesh, Shimla. For any query regarding this website, please contact the "Web Information Manager: Sh Deepak Bhardwaj (Additional Director), addre:hp[at]nic[dot]in". Contents of this website are informative only and for benefit of the public. However, these do not confer any legal right or obligation. Website designed by National Informatics Centre.

- b) Enter login ID as " guest " and select login as " Public "

Authorized Login

Login ID:

Login As: **Public** ▼

Login


[Create New Account](#) [Forgot Password?](#)

For Non-Registered Users, Use Login ID as 'guest'

Login Fail : Please Check Credentials !!!

- c) Now FBO will fill all the details as mentioned in the below screenshot (**Note : Kindly choose district and payment mode, as per your requirement and fill your own personal details with amount**)


Secure | https://himkosh.hp.nic.in/eChallan/WebPages/wrtManualOnlineGuestUser.aspx
 CLEAR | Food Licensing and | https://foodlicensing/



Himachal Pradesh
Integrated Financial Management System (IFMS)

(ePayment through eChallan)

DEPARTMENT OF FINANCE
Treasuries, Accounts and Lotteries



eCHALLAN

Date: 06/11/2017 12:59:27 Welcome, You are login as : guest [Logout]

eChallan-IFMS

Instructions

a) * implies mandatory fields. # Error Msg on Mouse over.

b) Tendered By and mobile no. field should be correct as the challan generated will be password protected.

c) eg. ABC67890 where ABC is first 3 chars of Tendered By and 67890 is the last 5 digit of Mobile no.

d) In service(s) enter Amount > 0 whichever service is applicable.

e) For manual payment, deposit amount by cash/DD/Cheque at bank counter.




List(HOA)

eChallan - Challan Payment Gateway

Payment Detail		Payee Detail	
Department*	Health Services	Tendered By *	Individual/company name
Distt/Trea.*	BILASPUR-DTO BILASPUR	Address *	company address
DDO*	BILPOO-505 CHIEF MEDICAL OFFICER BILASPUR	Email	
Head(HOA) *	0210-04-104 FEES AND FINES ETC.	Mobile *	3458345834
Dept Ref. No	Licence/Permit/TIN/Registration etc.		
Remarks	license/registration		
Service(s)*	Head	Payment of (Service)	Amount Rs.
	0210-04-104-01	RECEIPT FROM FEES AND FINES	0
Pay Mode *	Manually	Total Amount(Rs.)	0.0
Bank*	MANAGER, SBI BILASPUR		
Enter Code	FmCK <input type="text" value="FmCK"/>		
<input type="button" value="Submit"/>			

Disclaimer: Content on this website is published and managed by Department of Treasuries, Accounts and Lotteries, Himachal Pradesh, Shimla. For any query regarding this website, please contact the "Web Information Manager, Sh Deepak Bhardwaj[Additional Director], addre-ho[at]nic[dot]in". Contents of this website are informative only and for benefit of the public. However, these do not confer any legal right or obligation. Website designed by National Informatics Centre.

d) After submitting the challan will be generated. Kindly find below the screenshot of challan copy.

E-CHALLAN Government Of Himachal Pradesh Department of Finance Treasuries, Accounts & Lotteries		E-CHALLAN Government Of Himachal Pradesh Department of Finance Treasuries, Accounts & Lotteries		E-CHALLAN Government Of Himachal Pradesh Department of Finance Treasuries, Accounts & Lotteries	
Valid Upto	12-Nov-2017	Valid Upto	12-Nov-2017	Valid Upto	12-Nov-2017
HIMGRN	B17K104914	HIMGRN	B17K104914	HIMGRN	B17K104914
Date:-	06-11-2017 10:40:48AM	Date:-	06-11-2017 10:40:48AM	Date	06-11-2017 10:40:48AM
Department	Health Services	Department	Health Services	Department	Health Services
BarCode		BarCode		BarCode	
Period	06-11-2017 To 06-11-2017	Period	06-11-2017 To 06-11-2017	Period	06-11-2017 To 06-11-2017
DDO	BLP00-505- CHIEF MEDICAL OFFICER, BILASPUR	DDO	BLP00-505- CHIEF MEDICAL OFFICER, BILASPUR	DDO	BLP00-505- CHIEF MEDICAL OFFICER, BILASPUR
Head	0210-04-104-01-RECEIPT FROM FEES AND FINES	Head	0210-04-104-01-RECEIPT FROM FEES AND FINES	Head	0210-04-104-01-RECEIPT FROM FEES AND FINES
Amount	2000	Amount	2000	Amount	2000
Total/Net Amount	2000	Total/Net Amount	2000	Total/Net Amount	2000
In words	Two Thousand	In words	Two Thousand	In words	Two Thousand
Payee Detail		Payee Detail		Payee Detail	
Licence/Vehicle/Permit/TIN no. RECEIPT FROM FEES AND FINES -sdfsdf		Licence/Vehicle/Permit/TIN no. RECEIPT FROM FEES AND FINES -sdfsdf		Licence/Vehicle/Permit/TIN no. RECEIPT FROM FEES AND FINES -sdfsdf	
Remitter Name sdfsdf		Remitter Name:- sdfsdf		Remitter Name:- sdfsdf	
Address wensdfsdfsdfsdf Mob: 3242342342		Address:- wensdfsdfsdfsdf Mob: 3242342342		Address:- wensdfsdfsdfsdf Mob: 3242342342	
FOR USE IN RECEIVING BANK		FOR USE IN RECEIVING BANK		FOR USE IN RECEIVING BANK	
Bank CIN No	HIMGRN B17K104914	Bank CIN No	HIMGRN B17K104914	Bank CIN No	HIMGRN B17K104914
Amount	₹ 2000	Amount	₹ 2000	Amount	₹ 2000
Bank	MANAGER, SBI BILASPUR	Bank	MANAGER, SBI BILASPUR	Bank	MANAGER, SBI BILASPUR
Cheque-DD-No.		Cheque-DD-No.		Cheque-DD-No.	

e) FBO will have to fill the following details in FLRS after doing the payment.

Amount:-

Treasury Challan no:- HIMGRN no. On challan

Major Head:- 0210

Sub Major Head:-04

Minor Head:-104

Group Sub Head:- 0210

Sub Minor Head:-01

Issue Date:- date of issue

DDO Code:- 0505

Bank Branch Code:- Mentioned in Bank Stamp.

Treasury Challan Detail(s)											
License Fee		Rs. 5000 + Postal Charge Rs.25									
Amount *		<input type="text"/>									
Treasury Challan No. *		<input type="text"/>				Issue Date *		<input type="text"/>			
Major Head *		<input type="text"/>				Sub Major Head *		<input type="text"/>			
Minor Head *		<input type="text"/>				Sub Head *		<input type="text"/>			
Group Sub Head *		<input type="text"/>				Sub Detailed Head		<input type="text"/>			
Detailed Head		<input type="text"/>				Charged/Voted		<input type="text"/>			
Non Plan/Plan		<input type="radio"/> Non Plan <input type="radio"/> Plan				Charged/Voted		<input type="radio"/> Charged <input type="radio"/> Voted			
Contingency Fund MH/Service Major Head *		<input type="text"/>				Bank Branch Code *		<input type="text"/>			
DDO Code *		<input type="text"/>									
<input type="button" value="Add Challan"/> <input type="button" value="Cancel"/>											
Sl. No.	Amount(INR)	Treasury Challan No.	Issue Date	Major Head	Sub Major Head	Group Sub Head	Sub Head	Contingency Fund MH/Service Major Head	DDO Code	Bank Branch Code	Action
No Treasury Challan Details											
<input type="button" value="Preview Application"/> <input type="button" value="Previous"/> <input type="button" value="Submit"/> <input type="button" value="Cancel"/>											

[Add Challan Details](#)

3) Pay Via Cash

Cash Payment Details	
License Fee	Rs. 5000 + Postal Charge Rs.25
Receipt No:	<input type="text"/>
Receipt Date: *	<input type="text" value="03/11/2017"/>
Upload Receipt:	<input type="button" value="Choose File"/> No file chosen <input type="button" value="Upload"/>
<input type="button" value="Preview Application"/> <input type="button" value="Previous"/> <input type="button" value="Submit"/> <input type="button" value="Cancel"/>	

CHANDIGARH

- Payment option registration and State license also.

➤ **DD**

➤ **Treasury challan**

Select Payment Mode
Pay Via Demand Draft Pay Via Treasury Challan
<input type="button" value="Close"/>

1) Pay via Demand Draft

Demand Draft Detail(s)						
License Fee	Rs. 5000	Demand Draft in Favour of			Commissioner of Food Safety, Chandigarh	
Sl.No	Demand Draft No.	Amount(INR)	Issue Date.	Issuing Bank.	Branch Name	Action
						Save & Add
<input type="button" value="Preview Application"/> <input type="button" value="Previous"/> <input type="button" value="Submit"/> <input type="button" value="Cancel"/>						

2) Pay via Treasury Challan

Treasury Challan Detail(s)											
License Fee	Rs. 5000										
Amount *	<input type="text"/>										
Treasury Challan No. *	<input type="text"/>	Issue Date *	<input type="text"/>								
Major Head *	<input type="text"/>	Sub Major Head *	<input type="text"/>								
Minor Head *	<input type="text"/>										
Group Sub Head *	<input type="text"/>	Sub Head *	<input type="text"/>								
Detailed Head	<input type="text"/>	Sub Detailed Head	<input type="text"/>								
Non Plan/Plan	<input type="radio"/> Non Plan <input type="radio"/> Plan	Charged/Voted	<input type="radio"/> Charged <input type="radio"/> Voted								
Contingency Fund MH/Service Major Head *	<input type="text"/>										
DDO Code *	<input type="text"/>	Bank Branch Code *	<input type="text"/>								
<input type="button" value="Add Challan"/> <input type="button" value="Cancel"/>											
Sl. No.	Amount(INR)	Treasury Challan No.	Issue Date	Major Head	Sub Major Head	Group Sub Head	Sub Head	Contingency Fund MH/Service Major Head	DDO Code	Bank Branch Code	Action
No Treasury Challan Details											
<input type="button" value="Preview Application"/> <input type="button" value="Previous"/> <input type="button" value="Submit"/> <input type="button" value="Cancel"/>											

[Add Challan Details](#)

RAJASTHAN

- Payment option for State license are as follows:-

➤ **Treasury Challan**

1) **Pay via Treasury Challan**

- a) FBO has to visit <http://egras.raj.nic.in/>

- b) Enter user Name as “ guest “ and Password as “ guest ”
 c) Now fill the details as mentioned in the below screenshot (Note : Kindly choose district and payment mode, as per your requirement and fill your own personal details with amount)

egras.raj.nic.in/WebPages/EgEChallan.aspx?Yc291C.BN3CCAwbwZP1xRC+8x3Gq5CMRWgYM4oYkN0+

Food Licensing and http://foodlicensing

E-CHALLAN

District: Jaipur		Profile: --Select Profile--	
Office Name: 20249-Chief Medical & Health Officer, Jaipur-I		Department: Medical, Health and Family Dep	
Treasury: JAIPUR (CITY)		PAN No.(If Applicable):	
Year(Period): 2017-18		ONE TIME	
06/11/2017		30/11/2017	
Budget/Head: 1. स्वास्थ्य सुरक्षा कानून के अन्तर्गत अनुसंधान शुल्क आदि (0210-04-800-03-00)		Amount in Rs. 2000	
Total/Net Amount(₹): 2000.00		Discount: 0.00	
Amount in Words: Two thousand Rupees			
PD Account/Division Code: --Select--			

Payment Details :

☒ Manual
 ☐ E-Banking
 ☐ Payment gateway/Credit/Debit Card
 Name of Bank: SBI AnyWhere

Cheque/DD No.:

Personal Detail :

Remitter's Name: Company Name	TIN/Lease No./Act. No./Vehicle No./Tax-Id(If Any):
PIN: 302017	Town/City/District: JAIPUR
Address: Premises Address	Remarks(If Any): license/Registration
	Remaining Words:

Add Extra Details on Challan : [Add More Details](#)

[Submit](#)
[Back](#)

d) After submitting the challan will be generated. Kindly find below the screenshot of challan copy.

<p style="text-align: center;">E-CHALLAN (Manual Payment) Government Of Rajasthan Medical, Health and Family Department</p> <p>Valid Upto:- 06/12/2017 Treasury copy</p> <p>GRN :- 19526643 Date:- 06/11/2017 1:46:00 PM</p> <p>BarCode: </p> <p>Office Name:- Chief Medical & Health Officer, Jaipur-I</p> <p>Location:- JAIPUR (CITY)</p> <p>Year: 06/11/2017 To 30/11/2017</p> <table border="1" style="width: 100%; border-collapse: collapse;"> <tr> <th>Head(0210)</th> <th>Amount ₹</th> </tr> <tr> <td>0210-04-800-03-00-स्वास्थ्य सुरक्षा कानून के अन्तर्गत अनुसंधान शुल्क आदि</td> <td style="text-align: right;">2,000.00</td> </tr> </table> <p>Discount :- ₹ 0.00</p> <p>Total/Net Amount:- ₹ 2,000.00</p> <p>Two Thousand Rupees and Zero Paise Only</p> <p style="text-align: center;">Payee Detail</p> <p>TIN/Act. no./VehicleNo/TaxId/Lease No:-</p> <p>PAN No.:-</p> <p>Remitter Name:- COMPANY NAME</p> <p>Address:- Premises Address JAIPUR- 302017</p> <p>Remarks: license/Registration</p> <p style="text-align: center;">FOR USE IN RECEIVING BANK</p> <p>Cheque-DD-No.:</p> <p>Bank CIN No:-</p> <p>Bank: SBI AnyWhere</p>	Head(0210)	Amount ₹	0210-04-800-03-00-स्वास्थ्य सुरक्षा कानून के अन्तर्गत अनुसंधान शुल्क आदि	2,000.00	<p style="text-align: center;">E-CHALLAN (Manual Payment) Government Of Rajasthan Medical, Health and Family Department</p> <p>Valid Upto:- 06/12/2017 Remitter's Copy for Dept</p> <p>GRN :- 19526643 Date:- 06/11/2017 1:46:00 PM</p> <p>BarCode: </p> <p>Office Name:- Chief Medical & Health Officer, Jaipur-I</p> <p>Location:- JAIPUR (CITY)</p> <p>Year: 06/11/2017 To 30/11/2017</p> <table border="1" style="width: 100%; border-collapse: collapse;"> <tr> <th>Head(0210)</th> <th>Amount ₹</th> </tr> <tr> <td>0210-04-800-03-00-स्वास्थ्य सुरक्षा कानून के अन्तर्गत अनुसंधान शुल्क आदि</td> <td style="text-align: right;">2,000.00</td> </tr> </table> <p>Discount :- ₹ 0.00</p> <p>Total/Net Amount:- ₹ 2,000.00</p> <p>Two Thousand Rupees and Zero Paise Only</p> <p style="text-align: center;">Payee Detail</p> <p>TIN/Act. no./VehicleNo/TaxId/Lease No:-</p> <p>PAN No.:-</p> <p>Remitter Name:- COMPANY NAME</p> <p>Address:- Premises Address JAIPUR- 302017</p> <p>Remarks: license/Registration</p> <p style="text-align: center;">FOR USE IN RECEIVING BANK</p> <p>Cheque-DD-No.:</p> <p>Bank CIN No:-</p> <p>Bank: SBI AnyWhere</p>	Head(0210)	Amount ₹	0210-04-800-03-00-स्वास्थ्य सुरक्षा कानून के अन्तर्गत अनुसंधान शुल्क आदि	2,000.00	<p style="text-align: center;">E-CHALLAN (Manual Payment) Government Of Rajasthan Medical, Health and Family Department</p> <p>Valid Upto:- 06/12/2017 Remitter's Copy</p> <p>GRN :- 19526643 Date:- 06/11/2017 1:46:00 PM</p> <p>BarCode: </p> <p>Office Name:- Chief Medical & Health Officer, Jaipur-I</p> <p>Location:- JAIPUR (CITY)</p> <p>Year: 06/11/2017 To 30/11/2017</p> <table border="1" style="width: 100%; border-collapse: collapse;"> <tr> <th>Head(0210)</th> <th>Amount ₹</th> </tr> <tr> <td>0210-04-800-03-00-स्वास्थ्य सुरक्षा कानून के अन्तर्गत अनुसंधान शुल्क आदि</td> <td style="text-align: right;">2,000.00</td> </tr> </table> <p>Discount :- ₹ 0.00</p> <p>Total/Net Amount:- ₹ 2,000.00</p> <p>Two Thousand Rupees and Zero Paise Only</p> <p style="text-align: center;">Payee Detail</p> <p>TIN/Act. no./VehicleNo/TaxId/Lease No:-</p> <p>PAN No.:-</p> <p>Remitter Name:- COMPANY NAME</p> <p>Address:- Premises Address JAIPUR- 302017</p> <p>Remarks: license/Registration</p> <p style="text-align: center;">FOR USE IN RECEIVING BANK</p> <p>Cheque-DD-No.:</p> <p>Bank CIN No:-</p> <p>Bank: SBI AnyWhere</p>	Head(0210)	Amount ₹	0210-04-800-03-00-स्वास्थ्य सुरक्षा कानून के अन्तर्गत अनुसंधान शुल्क आदि	2,000.00
Head(0210)	Amount ₹													
0210-04-800-03-00-स्वास्थ्य सुरक्षा कानून के अन्तर्गत अनुसंधान शुल्क आदि	2,000.00													
Head(0210)	Amount ₹													
0210-04-800-03-00-स्वास्थ्य सुरक्षा कानून के अन्तर्गत अनुसंधान शुल्क आदि	2,000.00													
Head(0210)	Amount ₹													
0210-04-800-03-00-स्वास्थ्य सुरक्षा कानून के अन्तर्गत अनुसंधान शुल्क आदि	2,000.00													

e) FBO will have to fill the following details in FLRS after doing the payment.

Amount:-

Treasury Challan no:- GRN no. On challan

Minor Head:-00

DDO Code:- 0505

Issue Date:-

Bank Branch Code:- Bank Name

Treasury Challan Detail(s)											
License Fee	Rs. 5000										
Amount *	<input type="text"/>										
Treasury Challan No. *	<input type="text"/>				Issue Date *	<input type="text"/>					
Major Head *	<input type="text" value="0210"/>				Sub Major Head *	<input type="text" value="800"/>					
Minor Head *	<input type="text"/>										
Group Sub Head *	<input type="text" value="04"/>				Sub Head *	<input type="text" value="03"/>					
Detailed Head	<input type="text" value="0"/>				Sub Detailed Head	<input type="text"/>					
Non Plan/Plan	<input checked="" type="radio"/> Non Plan <input type="radio"/> Plan				Charged/Voted	<input checked="" type="radio"/> Charged <input type="radio"/> Voted					
Contingency Fund MH/Service Major Head *	<input type="text" value="NA"/>										
DDO Code *	<input type="text" value="NA"/>				Bank Branch Code *	<input type="text"/>					
<div>Add Challan Cancel</div>											
Sl. No.	Amount(INR)	Treasury Challan No.	Issue Date	Major Head	Sub Major Head	Group Sub Head	Sub Head	Contingency Fund MH/Service Major Head	DDO Code	Bank Branch Code	Action
No Treasury Challan Details											
<div>Preview Application Previous Submit Cancel</div> <div>Add Challan Details</div>											

JAMMU AND KASHMIR

- Payment option for State license are as follows:-

➤ **CSC Wallet (for both)**

Select Payment Mode

[Pay Via CSC Wallet](#)

Close

PUNJAB

- Payment option for State license are as follows:-

- Cash
- Treasury challan

Select Payment Mode

[Pay Via Treasury Challan](#)

1) Pay Via Treasury Challan

- FBO will have to visit the food safety office and collect the challan copy

Annexure

RECEIPT CHALLAN
 (Form PTR 16, Rule 107 of PTR Volume)

Serial No.: _____

(For use of Treasury Only)

Date: _____

(To be filled in by the tenderer)
 By Whom Tendered: _____

Purpose of Deposit: License/Registration Fee for year under F.S.S.A Act 2006 & its rules 2011.

Amount (in figures) Rs.
 Treasury/ Sub Treasury Code
 DDO Code

/- (in words) Rs.

J A L 0 0

 (Whose behalf Money deposited)

5 0 5

 only.

Plan/Non Plan/CSS
 Major Head

0 2 1 0

N ("P" for Plan, "N" for Non-Plan, "S" for CSS)
 Sub-Major Head

0 4

Minor Head

1 0 4

Sub Head

0 0

(Complete Head of Account)
 0210 - Medical & P. Health ; 04-Public Health
 104 Fee and Fine etc ;00 Misc. Receipt

(Signature of Tenderer)

Order to the Bank: Correct **Receipts and Gross Receipt**

Department Officer or DTO/TO (With Seal)

Received Rs. _____ (in words)

(Details of the Money Deposited)

Drawee Bank	Branch	Cheque/Draft No.	Dated	Cash Details	Rupees	Paise
				Rs. 2000 X		
				Rs. 1000 X		
1.				Rs. 500 X		
2.				Rs. 100 X		
3.				Rs. 50 X		
TOTAL						

Authorised Signatory of the Bank

Notes

- Kindly ensure that you are entitled for Food License with the State Licensing Authority.
- Challan once deposited is non-refundable, so deposit challan correct in all aspects.
- Kindly fill the challan details in a neat & clean manner, clearly legible.
- Incomplete/Incorrect Challan will not be entertained.
- Kindly deposit challan only with State Bank of India, Main Branch, Civil Lines, near Hotel Skylark, Jalandhar

- b) The FBO will have to submit the payment in bank and then fill the challan details in FLRS.

Treasury Challan Detail(s)											
License Fee	Rs. 5000										
Amount *	<input type="text"/>										
Treasury Challan No. *	<input type="text"/>				Issue Date *	<input type="text"/>					
Major Head *	0210				Sub Major Head *	04					
Minor Head *	104										
Group Sub Head *	<input type="text"/>				Sub Head *	85					
Detailed Head	0				Sub Detailed Head	<input type="text"/>					
Non Plan/Plan	<input checked="" type="radio"/> Non Plan <input type="radio"/> Plan				Charged/Voted	<input checked="" type="radio"/> Charged <input type="radio"/> Voted					
Contingency Fund MH/Service Major Head *	<input type="text"/>										
DDO Code *	029				Bank Branch Code *	<input type="text"/>					
<input type="button" value="Add Challan"/> <input type="button" value="Cancel"/>											

Sl. No.	Amount(INR)	Treasury Challan No.	Issue Date	Major Head	Sub Major Head	Group Sub Head	Sub Head	Contingency Fund MH/Service Major Head	DDO Code	Bank Branch Code	Action
No Treasury Challan Details											

[Add Challan Details](#)

HARAYANA

- Payment option for State license are as follows:-

➤ **Treasury Challan**

Select Payment Mode

[Pay Via Treasury Challan](#)

1) Pay Via Treasury Challan

- a) FBO has to visit <https://egrashry.nic.in/>

Secure | <https://egrashry.nic.in>

Food Licensing and | <https://foodlicensing>

ABOUT e-GRAS

Online Government Receipts Accounting System (e-GRAS) is an e-Governance Initiative of Government of Haryana under Mission Mode Project category and is part of Integrated Financial Management System. e-GRAS facilitates collection of tax/non tax revenue in both the mode online as well as manual.

In case your payment was deducted and you didn't receive receipt/challan, then click on verify payment button to verify payment.

Login to Your Account

Enter the result of equation:
2×2=4

Last One hour e-transaction success rate(%)

Time Period	Success Rate (%)
Period 1	57%
Period 2	55%
Period 3	75%

- b) Enter user Name as “ guest ” and Password as “ guest ”
- c) Now fill the details as mentioned in the below screenshot (Note : Kindly choose district and payment mode, as per your requirement and fill your own personal details with amount)

Secure | https://egrashry.nic.in/WebPages/EgGuestProfile.aspx

LEA | Food Licensing and | https://foodlicensing.nic.in/

Finance Department Government of Haryana

eGRAS
Government Receipt Accounting System

Welcome : guest Date : 06-11-2017 Logout

Guest Home Profile Stamp paper

Guest Schema

Employee Service App

For Making Payment for more than one purpose on single challan please select Department and major head.

Select Category : --Select Category--

Select Purpose of payment --Select Purpose of payment--

----OR----

Department:- Major Head:-

Food and Drugs Administration Haryana-FDA 0210-Medical and Public Health Back

0210-02-800-51-51 Other Receipts >>

0210-03-101-99-51 Ayurvedic Receipts <<

0210-03-105-99-51 Medical College Rohtak

0210-04-102-99-51 Collection of payment from sale of Seera/Vaccine

0210-04-104-97-51 Realization of fees and cost under the pure Food Act

Submit Reset

Please read the instruction below

Now you can make any type of Government payment as well as generate Government stamp paper while sitting in your office or home. Six simple steps for making Government payment as well as for generating stamp paper.

(i) Log in at the site https://egrashry.nic.in by using "guest" as user id and password. However if you want to maintain a complete record of transactions carried by you, then you should get yourself registered online on this site by providing some simple information.

(ii) Select the Category and the purpose of payment from the list provided. If the requisite Category or purpose is not indicated in the list, select "others".

Secure | https://egrashry.nic.in/WebPages/EgChallan.aspx?rc2W1CBH3CCAWbuoZP1U0FQVd91DFyV+15y1N+PgA=

LEA | Food Licensing and | https://foodlicensing.nic.in/

Finance Department Government of Haryana

eGRAS
Government Receipt Accounting System

Welcome : guest Date : 06-11-2017 Logout

Guest Home Profile Stamp paper

E-CHALLAN

Detail of the office of Food and Drugs Administration Haryana Department for which Payment is to be made:

District *	Gurgaon	Profile Name	--Select Profile--
Treasury*	00-Gurgaon	Department*	Food and Drugs Administration
Office Name*	1160-Food and Drugs Adm	PAN No.(If Applicable)	
Year(Period)	2017-18	DAILY / ONE TIME	
Nature of tax payment		--Select Payment Type--	
Budget Head		Amount(in Rs.)	
Realization of fees and cost under the pure Food Act (0210-04-104-97-51)		2000	
Total/NetAmount(₹)	2000	Deduct:Commission	0
Amount in Words		Two Thousand Rupees	
What's your Aadhar Number?	adhbgh		

Secure | https://egrashry.nic.in/WebPages/EgEChallan.aspx?YcZDLCBN3CCAWbuoZP10fQVat91DfyV+ (5yLN+EqA=

Food Licensing and | https://foodlicensing

Total/NetAmount(₹)	2000	Deduct:Commission	0
Amount in Words	Two Thousand Rupees		
What's your Aadhar Number?	adhbdgh		
Email :		Mobile Number*	34343434

Payment Details :

Type Of Payment	<input checked="" type="radio"/> Manual <input type="radio"/> E-Banking	Name of Bank*	All PNB Branches-1
<input checked="" type="radio"/> Cash <input type="radio"/> Single Cheque <input type="radio"/> Multiple Cheques			


Personal Detail :


Tenderer's Name*	company name	Enter your Identity (If any)	
PIN		Town/City/District	
Address *	presises address	Particular(Please specify nature /Purpose of payment) *	license/registration
			Remaining Words: 181

Add Extra Details on Challan : [Add More Details](#)

[Submit](#) [Back](#)

d) After submitting the challan will be generated. Kindly find below the screenshot of challan copy.

DDO Code: 1160		E - CHALLAN		Candidate Copy	
Government of Haryana					
Valid Upto:	26-08-2017 (Cash)				
	20-08-2017 (Chq./DD)				
GRN No.:	0029899109	Date:	16 Aug 2017 14:54:02		
Office Name:	1160-Food and Drugs Administration Gurgaon				
Treasury:	Gurgaon				
Period:	(2017-18) Yearly				
Head of Account		Amount		₹	
0210-04-104-97-51 Realization of fees a		2000			
PD AcNo	0				
Deduction Amount:	₹	0			
Total/Net Amount:	₹	2000			
₹ Two Thousand only					
Tenderer's Detail					
GPF/PRAN/TIN/Actt. no./VehicleNo/TaxId:-					
PAN No:					
Tenderer's Name: Gramduo					
Address: SF34 1st floor Galleria market DLF phase 4 -					
Particulars: For licensing certificate					
Cheque-DD- Detail: Depositor's Signature					
FOR USE IN RECEIVING BANK					
Bank CIN/Ref No:		000150901014916082017			
Payment Date:		16/08/2017			
Bank:		SBI Aggregator			
Status:		Success			

DDO Code: 1160		E - CHALLAN		AG/ Dept Copy	
Government of Haryana					
Valid Upto:	26-08-2017 (Cash)				
	20-08-2017 (Chq./DD)				
GRN No.:	0029899109	Date:	16 Aug 2017 14:54:02		
Office Name:	1160-Food and Drugs Administration Gurgaon				
Treasury:	Gurgaon				
Period:	(2017-18) Yearly				
Head of Account		Amount		₹	
0210-04-104-97-51 Realization of fees a		2000			
PD AcNo	0				
Deduction Amount:	₹	0			
Total/Net Amount:	₹	2000			
₹ Two Thousand only					
Tenderer's Detail					
GPF/PRAN/TIN/Actt. no./VehicleNo/TaxId:-					
PAN No:					
Tenderer's Name: Gramduo					
Address: SF34 1st floor Galleria market DLF phase 4 -					
Particulars: For licensing certificate					
Cheque-DD- Detail: Depositor's Signature					
FOR USE IN RECEIVING BANK					
Bank CIN/Ref No:		000150901014916082017			
Payment Date:		16/08/2017			
Bank:		SBI Aggregator			
Status:		Success			

e) FBO will have to fill the following details in FLRS after doing the payment.

Amount:-

Treasury Challan no:- After the stamp from bank

Contingency fund :- 0210

DDO Code:- 1160

Issue Date:-

Bank Branch Code:- After the stamp from bank

Treasury Challan Detail(s)											
License Fee	Rs. 5000										
Amount *	<input type="text"/>										
Treasury Challan No. *	<input type="text"/>	Issue Date *	<input type="text"/>								
Major Head *	0210	Sub Major Head *	04								
Minor Head *	104										
Group Sub Head *	97	Sub Head *	51								
Detailed Head	<input type="text"/>	Sub Detailed Head	<input type="text"/>								
Non Plan/Plan	<input checked="" type="radio"/> Non Plan <input type="radio"/> Plan	Charged/Voted	<input type="radio"/> Charged <input type="radio"/> Voted								
Contingency Fund MH/Service Major Head *	<input type="text"/>										
DDO Code *	NA	Bank Branch Code *	NA								
<div>Add Challan Cancel</div>											

Sl. No.	Amount(INR)	Treasury Challan No.	Issue Date	Major Head	Sub Major Head	Group Sub Head	Sub Head	Contingency Fund MH/Service Major Head	DDO Code	Bank Branch Code	Action
No Treasury Challan Details											

Add Challan Details

Preview Application Previous Submit Cancel

DELHI

- Payment option for State license are as follows:-





➤ **SBI challan**

➤ **SBI e-pay**

Select Payment Mode
Pay Via SBI Challan
SBIPay
<div>Close</div>



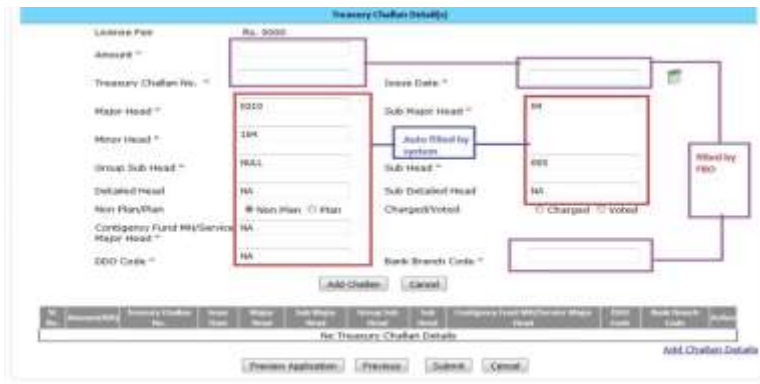
1) Pay Via SBI Challan

a) FBO will have to pay challan in any branch of SBI

Cash Voucher Bank Copy		Cash Voucher Applicant Copy	
 		 	
CASH CAN BE TENDERED AT ANY SBI BRANCH Food Safety and Standards Authority Of India Application Fee Payment Challan		CASH CAN BE TENDERED AT ANY SBI BRANCH Food Safety and Standards Authority Of India Application Fee Payment Challan	
Use CBS Screen No.:	8888	Use CBS Screen No.:	8888
Fee Type:	124	Fee Type:	124
Reference No.:	30171015014013607	Reference No.:	30171015014013607
Challan can be deposited minimum one day after the generation of challan		Challan can be deposited minimum one day after the generation of challan	
Company Name:	FlourDust-baked with love	Company Name:	FlourDust-baked with love
Mobile No.:	9899197001	Mobile No.:	9899197001
Email ID:	priyarathi@icloud.com	Email ID:	priyarathi@icloud.com
Amount:	Rs.100	Amount:	Rs.100
Total Amount In Words:	One Hundred rupees only	Total Amount In Words:	One Hundred rupees only
JOURNAL NUMBER		JOURNAL NUMBER	
Signature Of Applicant		Signature Of Applicant	
SEAL/DATE	AUTHORISED SIGNATORY	SEAL/DATE	AUTHORISED SIGNATORY
IMPORTANT INSTRUCTIONS TO SBI BRANCHES 1. Under no circumstances the branches should issue Draft/IOU/Banker cheque against the challan 2. In case of any problem branch should immediately contact Host branch(01282) on the following number: 011-25781392 3. Branches should not refuse to accept the challan 4. In case data is not displayed in Screen No. 8888, branches should run "Host Data Sync Update(Complete)" and then post the challan. 5. Please note to write the Journal Number in all the challans.		IMPORTANT INSTRUCTIONS TO SBI BRANCHES 1. Under no circumstances the branches should issue Draft/IOU/Banker cheque against the challan 2. In case of any problem branch should immediately contact Host branch(01282) on the following number: 011-25781392 3. Branches should not refuse to accept the challan 4. In case data is not displayed in Screen No. 8888, branches should run "Host Data Sync Update(Complete)" and then post the challan. 5. Please note to write the Journal Number in all the challans.	

2) Pay via SBI epay

Transaction Details	
Order Number 1711031229228303112017123902	Amount \$386.88 INR + Convenience Fee if applicable will be charged to you.
Payment Details	
<div>Net Banking</div> <div>Credit Card</div> <div>Debit Card</div> <div>Mobile Payments</div>	
<div>Other Banks</div> <div>Select Bank</div> <div>Proceed</div> <div>Cancel</div>	

STATE	PAYMENT MODE	DETAILS PROCESS OF PAYMENT MODE WITH SCREEN SHOTS	PROCESS OF PAYMENT BY FBO
WEST BENGAL	Treasury Challan/ Axis(Bill desk)	<p><u>Pay via Treasury Challan and Pay via Axis(Bill desk) for All over West Bengal :</u></p> <p>After filling up the application the FBO will be asked to make payment for License/Registration through “Pay via Treasury Challan” and “Pay via Axis (Bill desk)”.</p>  <p>For State License Treasury Challan-</p>  	<p>In West Bengal State the payment mode is in Treasury Challan and Axis Bill desk. For Treasury Challan it is mandatory to fill the details like- Amount, Treasury Challan number, Challan Issue date and Bank Branch code. Apart from this rest options will be auto-filled by the system. So, it is not required to change those auto-filled options like-Major Head, Minor Head, Sub-major head, Group Sub head, Sub head, Non plan/plan, Contingency fund, DDO code etc.(Please see the screen-shot for reference). Also FBOs can pay through Axis bill desk payment gateway (For reference please the screen shot.)</p> <p>FBO Files application and visits FSSAI office for treasury Challan. After taking Challan from office FBO deposit money in the bank and submits the customer copy of treasury Challan along with the all documents physically to FSSAI District office. Or, FBO can pay the License and registration fees through - https://wbifms.gov.in/GRIPS/ValidUser.d website. The details of this process are given in screenshots.</p>

For Registration Certificate-

- Pay via Axis (Bill desk) - Select / Click on the "Pay via Axis (Bill desk)" option.

[illegible]

Then select “Proceed for Payment” option-

Food Safety and Standards Authority of India
Licensing and Registration System V3.0

Payment Confirmation

License Fee: Rs. 2000

Note: Once you click on 'Proceed for Payment' button, you will not be able to modify any details. So kindly make sure all the information provided in the application is correct.

Credit Card (Visa/Mastercard) - Rs. 0.75%* per txn
Debit Card - Rs. 0.75%* per txn
Net Banking - Rs.4 * per txn

Note - * Taxes over and above as applicable and charges to be absorbed from end customer

In case your amount is debited from your bank account but not updated in FSSAI, please do not attempt another payment. Kindly go to the home page and search under State/Registration incomplete application(s) to verify the payment and then check under State/Registration complete application(s).

The fee paid by any applicant for a license shall not be refundable under any circumstances.

[Axis Bank Net Banking Link](#)

Now the system will give four type of payment mode option-

- a) Credit card option- fill up all the details of credit card and proceed for payment.

A screenshot of a web browser displaying an e-commerce payment gateway interface. The address bar shows a URL from "https://www.E-Market.com". On the left, there's a sidebar menu with options: "Credit Card", "Debit Card", "Debit Card + ATM PIN", and "Internet Banking". The main area is titled "Pay by Credit Card" and features logos for VISA, MasterCard, and RupeeX. Below this are input fields for "Card Number", "Expiry Date" (split into Month and Year), and "CVV/CVC". A "Card Holder Name" field is also present. On the right side, it displays "Merchant Name: West Bengal - FSSAI" and "Payment Amount: ₹ 1.00". At the bottom center, there is a prominent yellow button labeled "Make Payment".

Paycom Merchant

Pay using Debit Card

Card Number [Show](#)

Expiration Date [Show](#)

Month Year

Card Holder Name [Show](#)

Merchant Name
Ward (Bongat - FSSAI)

Payment Amount: ₹ 3.00

Make Payment

[illegible]

The screenshot displays the FSSAI online payment interface. On the left, a sidebar lists payment options: Credit Card, Debit Card, Debit Card - ATM PIN, and Internet Banking (which is highlighted with a right-pointing arrow). The main content area is titled 'Select your Bank'. Under 'Popular Banks', there are three bank logos: SBI, ICICI, and HDFC. Below this, under 'All Banks', there is a dropdown menu with the text 'Select your Bank'. To the right of the bank selection area, a box displays 'Merchant Name: West Bengal - FSSAI' and 'Payment Amount: ₹ 2.00'. At the bottom center, there is a large orange 'Make Payment' button. The bottom right corner of the page features the 'Bharat' logo.

Payment through “GRIPS” portal-
<https://wbifms.gov.in/GRIPS/ValidUser.do>

Government Receipt Portal System

IFMS Integrated Financial Management System

Finance Department Government of West Bengal

GRIPS (Government Receipt Portal System)

- Payment Of Taxes and Non-tax Revenue
- Register Of Challan
- Search Your Challan
- GRN Status
- BH
- Disbursements of Treasury & Accounts
- Departmental Activities


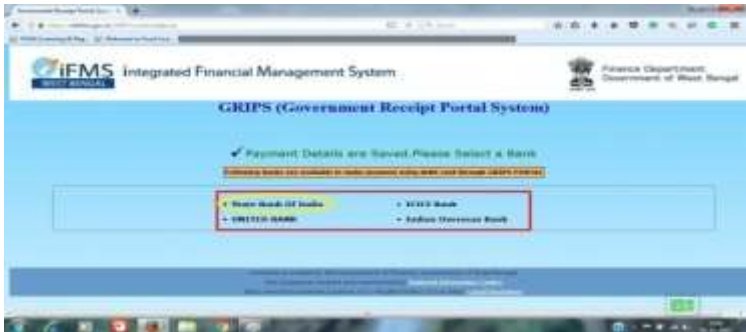
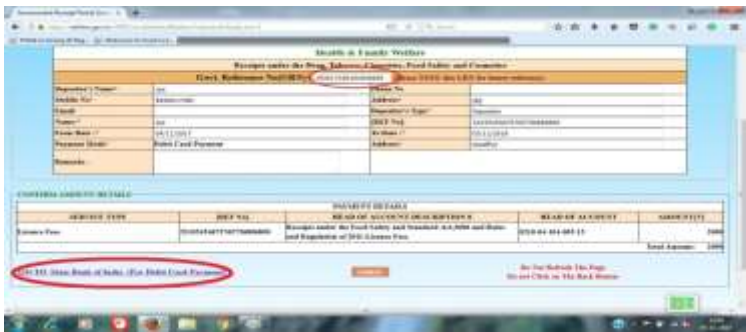


Help
Contact Us
Check Your Mail ID Account

Important Notice

Due to testing of TDS at 6% (64.9744) server is under maintenance every day from 10:00 AM to 12:00 PM on 14-06-2017 (12:00 PM). Actually given your maintenance

Developed by the Government of India, Government of West Bengal
Sponsored by Government of India - Ministry of Finance, Government of India

[illegible]

		   	
SIKKIM	Treasury Challan	<p>For State License Treasury Challan-</p> 	<p>FBO Files application and visits FSSAI office for treasury Challan. After taking Challan from office FBO deposit money in "State bank of Sikkim" and submits the customer copy of treasury Challan along with the Documents physically to FSSAI District office.</p>

Treasury Challan Details

Licensee Fee: Rs. 2000

Amount *

Treasury Challan No. *

Issue Date *

Major Head *

Sub Major Head *

Minor Head *

Auto filled by System

Sub Head *

Sub Detailed Head *

Charged/Voted

Charged Voted

Contingency Fund MH/Service Major Head *

DDO Code *

Bank Branch Code *

Filed by FBO

Add Challan Cancel

Sl. No.	Amount	Treasury Challan No.	Issue Date	Major Head	Sub Major Head	Service Fee Head	Sub Head	Contingency Fund MH/Service Major Head	DDO Code	Bank Branch Code	Action
No Treasury Challan Details											

Preview Application Previous Submit Cancel

[Add Challan Details](#)

For Treasury Challan it is mandatory to fill the details like-Amount, Treasury Challan number, Group Sub head, Sub head, Challan Issue date and Bank Branch code. Apart from this rest options will be auto-filled by the system. So, it is not required to change those auto-filled options like-Major Head, Minor Head, Sub-major head, Non plan/plan, Contingency fund, DDO code etc.(Please see the screen-shot for reference).

For Registration Certificate-

Payment Details

Select Payment Mode : *

Treasury Challan

Treasury Challan Details

Registration Fee: Rs. 100

Treasury Challan No. *

Challan Date *

Major Head *

Sub Major Head *

Minor Head *

Auto filled by System

Sub Head *

Sub Detailed Head *

Charged/Voted

Charged Voted

Contingency Fund MH/Service Major Head *

DDO Code *

Bank Branch Code *

Filed by FBO

Previous Submit Cancel

ODISHA

Treasury
Challan

For State License Treasury-

Form "B"
(See Regulation 3.1.1, Regulation 3.1.2 and Regulation 3.1.3)
Application for License under Food Safety and Standards Act, 2006

Treasury Challan Details

License Fee: Rs. 2000

No.	Amount (Rs.)	Treasury Challan No.	Major Head	Minor Head	Group Sub Head	Detailed Head	Non Plan/Plan	Contingency Fund M/S/Service Major Head	DDO Code	Bank Branch Code	Action
No Treasury Challan Details											

[Add Challan Details](#)

Buttons: Previous Application, Previous, Submit, Cancel

Best viewed with IE 8 or above with 1024x768 (or higher) resolution. Copyright © 2014 - FSSAI. All rights reserved.

Treasury Challan Details

License Fee: Rs. 2000

Treasury Challan No.: 5210

Major Head: 5210

Minor Head: 5210

Group Sub Head: 5210

Detailed Head: 5210

Non Plan/Plan: 5210

Contingency Fund M/S/Service Major Head: 5210

DDO Code: 5210

Buttons: Add Challan, Cancel

For Registration Certificate-

Payment Details

Select Payment Mode: ☒ Treasury Challan

Treasury Challan Details

Registration Fee: Rs. 2000

Treasury Challan No.: 5210

Major Head: 5210

Minor Head: 5210

Group Sub Head: 5210

Detailed Head: 5210

Non Plan/Plan: 5210

Contingency Fund M/S/Service Major Head: 5210

DDO Code: 5210

Buttons: Previous, Submit, Cancel

Payment through State government portal-

<https://odishatreasury.gov.in/portal/>



In Odisha State the payment mode is in only Treasury Challan. For Treasury Challan it is mandatory to fill the details like-Amount, Treasury Challan number, Challan Issue date, DDO code and Bank Branch code. Apart from this rest options will be auto-filled by the system. So, it is not required to change those auto-filled options like-Major Head, Minor Head, Sub-major head, Group Sub head, Sub head, Non plan/plan, Contingency fund, etc.(Please see the screen-shot for reference).

FBO Files application and visits FSSAI office for treasury Challan. After taking Challan from office FBO deposit money in the State Bank of India and submits the customer copy of treasury Challan along with the all documents physically to FSSAI District office. Or, FBO can pay the License and registration fees through <https://odishatreasury.gov.in/portal/> website. The details of this process are given in screenshots.

Directorate of Treasuries and Inspection
Treasury Department, Government of India

Online Challan Submission

Commercial Tax
Excise
Stamp
Registration & Land Revenue
Income Tax
Mining
Electricity
Water & Sewerage
Other

06.12.2017 10:07:30 AM

Directorate of Treasuries and Inspection
Treasury Department, Government of India

Corporate banking users paying through Central Bank Payment Gateway will not get challan instantly because of some technical difficulties with the bank site. The challan will be available in our site after two working days on receipt of scroll from bank site.

Schedule LDR - Form No. - 100

Head of Account: 0210 04 104 0223 01055-000
Description: Registration Fees/Licenses Fees for Food Safety and Standards Act 2006 and Rules 2017
Deposit Name: No/Typ
Deposit Address Line 1: ngl
Deposit Address Line 2: Gurgaon
PAN: CUBK6
Contact Name: Isha
Contact Mobile: 9803017305
Payment Method: 2000 Credit Card
Payment Mode: 2000 Credit Card

Fee Charges of Registration/Licenses Fees for Food Safety and Standards Act 2006 and Rules 2017
0210 04 104 0223 01055-000
Fee Charges of Registration/Licenses Fees for Food Safety and Standards Act 2006 and Rules 2017
0210 04 104 0223 01055-000
Fee Charges of Registration/Licenses Fees for Food Safety and Standards Act 2006 and Rules 2017
0210 04 104 0223 01055-000
Fee Charges of Registration/Licenses Fees for Food Safety and Standards Act 2006 and Rules 2017
0210 04 104 0223 01055-000

Directorate of Treasuries and Inspection
Treasury Department, Government of India

Online Challan Submission

Commercial Tax
Excise
Stamp
Registration & Land Revenue
Income Tax
Mining
Electricity
Water & Sewerage
Other

0210 04 104 0223 01055-000
Description: Registration Fees/Licenses Fees for Food Safety and Standards Act 2006 and Rules 2017
Deposit Name: No/Typ
Deposit Address Line 1: ngl
Deposit Address Line 2: Gurgaon
PAN: CUBK6
Contact Name: Isha
Contact Mobile: 9803017305
Payment Method: 2000 Credit Card
Payment Mode: 2000 Credit Card

Fee Charges of Registration/Licenses Fees for Food Safety and Standards Act 2006 and Rules 2017
0210 04 104 0223 01055-000
Fee Charges of Registration/Licenses Fees for Food Safety and Standards Act 2006 and Rules 2017
0210 04 104 0223 01055-000
Fee Charges of Registration/Licenses Fees for Food Safety and Standards Act 2006 and Rules 2017
0210 04 104 0223 01055-000
Fee Charges of Registration/Licenses Fees for Food Safety and Standards Act 2006 and Rules 2017
0210 04 104 0223 01055-000

PROCEED

CHHATTI
SGARH

Treasury
Challan

For State License Treasury-

Form "B"
[See Regulation 1.1.1, Regulation 1.1.2 and Regulation 1.1.3]
Application for License under Food Safety and Standards Act, 2006

Treasury Challan Detail(s)

License Fee Rs. 2000

Sl. No.	Account No.	Treasury Challan No.	Rate	Major Head	Sub Major Head	Minor Head	Sub Head	Condonation Fund W/Reserve Major Head	CCO Code	Bank Branch Code	Action
No Treasury Challan Details											

Preview Application Previous Submit Cancel

Add Challan Details

Best viewed with IE 8 or above with 1024x768 (or higher) resolution

Copyright © 2014 - FSSAI All rights reserved.

In Chhattisgarh State the payment mode is in only Treasury Challan. FBO Files application and visits FSSAI office for treasury Challan. After taking Challan from office FBO deposit money in the State Bank of India and submits the customer copy of treasury Challan along with the all documents physically to FSSAI

For Registration Certificate-

District office.
For Treasury Challan it is mandatory to fill all the details like- Amount, Treasury Challan number, Challan Issue date, Major Head(0210), Minor Head(800), Sub-major head(NA), Group Sub head(NA), Sub head(NA), Contingency fund(NA), DDO code(NA) and Bank Branch code.(Please see the screen-shot for reference).

BIHAR

Treasury Challan

For State License Treasury-

In Bihar State the payment mode is in only Treasury Challan. For Treasury Challan it is mandatory to fill the details like-Amount, Treasury Challan number, Challan Issue date, Contingency fund, DDO code and Bank Branch code. Apart from this report options will be auto-filled by the system. So, it is not required to change those auto-filled options like- Major Head, Minor Head, Sub-major head, Group Sub head, Sub head, Non plan/plan, etc. (Please see the screen-shot for reference).

FBO Files application and visits FSSAI office for treasury Challan. After taking Challan from office FBO deposit money in the

Payment Details

Select Payment Mode : * * Treasury Challan

Treasury Challan Details

Registration Fee **Rs. 100**

Treasury Challan No. * **0210**

Major Head * **000**

Minor Head **001000000000**

Group Sub Head * **001000000000**

Detailed Head **001000000000**

Non Plan/Plan *** Non Plan**

Contingency Fund Hdr/Service **Major Head**

DDO Code *

Challan Date * **14/11/2017**

Sub Major Head * **00**

Subs Filled by System **0002**

Sub Head * **0002**

Sub Detailed Head **0002**

Charged/Voted **Charged**

Bank Branch Code *

Filled by PBO

Previous **Submit** **Cancel**

In Jharkhand State the payment mode is in only Treasury Challan. For Treasury Challan it is mandatory to fill the details like-Amount, Treasury Challan number, Challan Issue date and Bank Branch code. Apart from this rest options will be auto-filled by the system. So, it is not required to change those auto-filled options like-Major Head, Minor Head, Sub-major head, Group Sub head, Sub head, Non plan/plan, Contingency fund, DDO code etc.(Please see the screen-shot for reference).

FBO Files application and visits FSSAI office for treasury Challan. After taking Challan from office FBO deposit money in the State Bank of India and submits the customer copy of treasury Challan along with the all documents physically to FSSAI District office. Or, FBO can pay the License and registration fees through - <https://finance-jharkhand.gov.in/> Website. The details of this process are given

Form "B"
 [See Regulation 1.1.7, Regulation 1.1.1 and Regulation 1.1.1]
 Application for License under Food Safety and Standards Act, 2006

Treasury Challen Details

License Fee: Rs. 2000

Sl. No.	Amount (Rs.)	Treasury Challen No.	State	Major Head	Sub Major Head	Group Sub Head	Detailed Head	Non Provision	Contingency Fund MHA/Governor Major Head	DD Code	Bank Branch Code	Action
No Treasury Challen Details												

[Add Challen Details](#)

[Previous Application](#) [Previous](#) [Submit](#) [Cancel](#)

Best viewed with IE 8 or above with 1024x768 (or higher) resolution

Copyright © 2004 - FSSAI All rights reserved.

Treasury Challen Details

License Fee: Rs. 2000

Amount: 2000

Treasury Challen No.: 00000000000000000000

State: 00

Major Head: 00

Sub Major Head: 00

Group Sub Head: 00

Detailed Head: 00

Non Provision: 00

Contingency Fund MHA/Governor Major Head: 00

DD Code: 00

Bank Branch Code: 00

Auto-filled by system

Filed by FBO

Changed/Valid

[Add Challen](#) [Cancel](#)

Sl. No.	Amount (Rs.)	Treasury Challen No.	State	Major Head	Sub Major Head	Group Sub Head	Detailed Head	Non Provision	Contingency Fund MHA/Governor Major Head	DD Code	Bank Branch Code	Action
No Treasury Challen Details												

[Previous Application](#) [Previous](#) [Submit](#) [Cancel](#)

[Add Challen Details](#)

Payment Details

Select Payment Mode : * Treasury Challen

Treasury Challen Details

Registration Fee :

Treasury Challen No. : *

Challen Date : *

Major Head :

Sub Major Head :

Minor Head :

Auto filled by system

Group Sub Head : *

Sub Head : *

Detailed Head :

Sub Detailed Head :

Non Plan/Plan : ☒ Non Plan ☐ Plan

Charged/Valid : ☐ Charged ☐ Valid

Contingency Fund/FN/Service :

Major Head :

Bank Branch Code : *

Filled by :

Payment through State government portal-
<https://finance-jharkhand.gov.in/>

in screenshots.

The first screenshot shows the homepage of the Jharkhand Finance Department website. The URL bar shows <https://finance-jharkhand.gov.in/>. The page features a navigation menu on the left, a central banner with a portrait of a man and the text 'रघुवर सरकार के 1000 दिन', and a right sidebar with various links. A red circle highlights the 'GRN' link in the left sidebar.

The second screenshot shows the 'Know Your GRN Status' page. The URL bar shows <https://finance-jharkhand.gov.in/>. The page has a blue header with the 'e-GRS Planning-cum-Finance Department' logo. A red circle highlights the 'GRN' link in the top right corner.



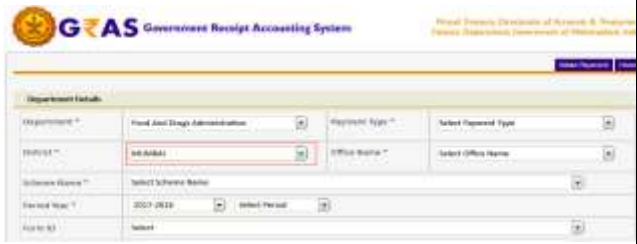
The third screenshot shows the 'Guest Login' page. The URL bar shows <https://finance-jharkhand.gov.in/>. The page has a blue header with the 'e-GRS Planning-cum-Finance Department' logo. A red circle highlights the 'Guest Login' link in the top right corner. Below the header, there is a 'Guest Login' section with a red circle around the 'Guest Login' link. The 'Guest Login' section contains a form with fields for 'GRN' and 'OTP'. Below the form, there is a 'Login' button. The 'Guest Login' section is highlighted with a red circle.

The fourth screenshot shows the 'Guest Scheme' page. The URL bar shows <https://finance-jharkhand.gov.in/>. The page has a blue header with the 'e-GRS Planning-cum-Finance Department' logo. A red circle highlights the 'Guest Scheme' link in the top right corner. Below the header, there is a 'Guest Scheme' section with a red circle around the 'Guest Scheme' link. The 'Guest Scheme' section contains a form with fields for 'Budget Head-Purpose', 'Planning Department', and 'Major Code'. Below the form, there is a 'Search' button. The 'Guest Scheme' section is highlighted with a red circle.

Demand
Draft

Andaman & Nicobar
Island is having
Demand Draft Payment
Option.

FBO has to file the application online and have to take the Demand Draft from all Nationalized Bank in favour of "Senior Accounts officer, DC Office, South Andaman, Port Blair" and Submit the Demand Draft along with Physical Documents and submit to the concern FSSAI OFFICE.

State	Payment Mode	Detail Process of Payment with screen shot	Process of payment made by FBO
Maharashtra	Treasury Challan	 <p>(Fig-1 Click on link as Highlighted in RED)</p>  <p>(Fig-2 Click on link as Highlighted in RED)</p>  <p>{Refer Fig-3 }. Fields marked with (*) are mandatory</p>	<p>1) Open URL https://gras.mahakosh.gov.in/echallan/ in Internet Browser</p> <p>a) Create Your Registration by Clicking on 'New Registration' link ,and follow the steps.</p> <p>OR</p> <p>b) Click on Link 'Pay Without Registration' (Guest User) and follow the steps.</p> <p>2) Next , Choose and Click on any of the Highlighted link as shown in, and Proceed.</p> <p>3) Kindly Choose Following Option as highlighted in 'Red Square' For Department Details.</p>

GRAS Government Receipt Accounting System

Ministry: Ministry of Revenue & Statistics
 Division: Department of Maharashtra, India

Department Details

Department *	Food and Drug Administration	Payment Type *	Select Payment Type
District *	MUMBAI	Office Name *	Select Office Name
Scheme Name *	Select Scheme Name		
Period Year *	2017-2018	Select Period	
Form ID	Select		

Fig-4 {Select your respective District i.e. Mumbai as an example above District DropDown List.}

GRAS Government Receipt Accounting System

Ministry: Ministry of Revenue & Statistics
 Division: Department of Maharashtra, India

Department Details

Department *	Food and Drug Administration	Payment Type *	Food Manufacturing License
District *	MUMBAI	Office Name *	JT COMMISSIONER BRIHANMUMBAI
Scheme Name *	Select Scheme Name		
Period Year *	2017-2018	Select Period	
Form ID	Select		

Fig-5 {Select 'Payment Type' in the DropDown List as Highlighted in Red }

GRAS Government Receipt Accounting System

Ministry: Ministry of Revenue & Statistics
 Division: Department of Maharashtra, India

Department Details

Department *	Food and Drug Administration	Payment Type *	Food Manufacturing License
District *	MUMBAI	Office Name *	JT COMMISSIONER BRIHANMUMBAI
Scheme Name *	Select Scheme Name		
Period Year *	2017-2018	Select Period	
Form ID	Select		

Fig-6 {Select 'Office Name', as suitable. Here for example JT. Commissioner Brihanmumbai for District Mumbai }

GRAS Government Receipt Accounting System

Ministry: Ministry of Revenue & Statistics
 Division: Department of Maharashtra, India

Department Details

Department *	Food and Drug Administration	Payment Type *	Food Manufacturing License
District *	MUMBAI	Office Name *	JT COMMISSIONER BRIHANMUMBAI
Scheme Name *	Receipts under Food and Drugs Act		
Period Year *	2017-2018	Select Period	
Form ID	Select		

Fig-7 {Select 'Scheme Name' as Highlighted}

GRAS Government Receipt Accounting System

Department Details

Department: Select Department
 District: Select District
 Subordinate: Select Subordinate
 Period Year: 2017-2018
 Annual

Fig-8 {Select Period Year as Current Financial Year i.e. 2017-2018 and 'Annual'}

GRAS Government Receipt Accounting System

Department Details

Department: Food and Drug Administration
 District: Mumbai
 Subordinate: Receipts under Food and Drug Act
 Period Year: 2017-2018
 Form of Type: Suitable

Fig-9 {SELECT the Suitable option from the Dropdown i.e. FORM-A for Registration Certificate}

Payer Details

Department Head: [Name]
 Name: NAME OR ORGANIZATION NAME
 Block No./ Premises: [Address]
 PIN: [Pin Code]

Payment Details

Payment Mode: Bank Transfer
 Payment Amount: [Amount]
 Payment Date: [Date]

Fig-11

CHALLAN

GRN: MH040673402017106
 Date: 12/08/2017-15:34:54

Fig-12

4)Kindly Input NAME in 'Red Square' For Payers Details.

5) For further information/Queries on Payment on GRAS Mahakosh Website, click on link 'Contact Us' OR Email to vtodat.mum-mh@gov.in as highlighted in image.

6)Challan Copy Generated after Payment has GRN Number . This GRN Number is the 'Challan Number' to be inputted in FSSAI's Application's Treasury Details.

7) After making Payment and Generating 'Challan Receipt' in GRAS Portal in Maharashtra

Kindly add in FSSAI's Application, on Clicking link 'Add Challan Details'.

Form "B"
 Application for License under Food Safety and Standards Act, 2006

License No. No. 123456

Treasury Challan Detail

Challan No.	Amount	Date	Bank Branch Code
No Treasury Challan Detail			

[Add Challan Detail](#)

Fig-13

Form "B"
 Application for License under Food Safety and Standards Act, 2006

License No. No. 123456

Treasury Challan Detail

Challan No. *





Amount *

Issue Date *

Bank Branch Code *

[Add Challan](#)

8) In FSSAI'S Application Form-B / Form-A ,Few Treasury Challan Attributes are auto Populated. Fields Marked (*) are mandatory, hence those text fields which are unpopulated kindly input required data like 'Amount', 'Issue Date', 'Bank Branch Code' etc.

State	Payment Mode	Detail Process of Payment with Screen Shot	Process of payment made by FBO
Madhya Pradesh	a) (MP Online)	<ul style="list-style-type: none"> Below are the two options available for payment in M.P. Treasury Challan and MP online  <p>(Web Page displaying URL link for payment mode)</p>  <p>(Select Verify payment Button)</p>  <p>(Above is the Screen shot from MP Online. With KIOSK OR Citizen)</p>  <p>(Confirmation of Message after Successful Payment in KIOSK Option.)</p>	<ul style="list-style-type: none"> There are two Options in Madhya Pradesh for making Payment i) MP online Portal ii) Treasury Challan Select Verify payment Button Next ,You can either Select 'Kiosk' OR 'Citizen' radio Button. If Kiosk Radio Button chosen, The Kiosk Operator Logs in and makes payment on Behalf of FBO If Citizen Radio Button Selected , than Webportal Displaying i) Net Banks ii) Credit Card iii) IMPS
			Select the Suitable option

b) Treasury Challan

The screenshot shows the 'MPOnline Payment Option' page. On the left, a sidebar lists three payment methods: 'Net Banking' (highlighted with a red box), 'Debit / Credit Card', and 'MPS'. The main content area, titled 'Net Banking', states 'Free NetBanking for All Banks' and 'No transaction-processing fee for bank transfer of all banks'. Below this, there is a section for 'Credit Card & Debit Card'.

(Payment Option available after Citizen Option choosen.)

If option of Treasury Challan is chosen , then Click on 'Add Challan Details"

[illegible]

(Click on link area in RED)

The screenshot shows the 'Newly (Challan/Debit)' form in the Tally ERP 9.0 software. The form is titled 'Newly (Challan/Debit)' and contains various fields for entering transaction details. The fields are organized as follows:

- Advance Fee:** Rs. 1000
- Amount:** (empty field)
- Treasury Challan No.:** (empty field)
- Bank Code:** (empty field)
- Major Head:** (empty field)
- Sub Major Head:** (empty field)
- Minor Head:** (empty field)
- Sub Minor Head:** (empty field)
- Department Head:** (empty field)
- Sub Department Head:** (empty field)
- Sanctioning Officer:** (empty field)
- Sanctioning Officer:** (empty field)
- Company Fund Head:** (empty field)
- Sub Company Fund Head:** (empty field)
- BOD Code:** (empty field)
- Bank Branch Code:** (empty field)

At the bottom of the form, there are several buttons and options:

- Submit Treasury Challan:** (button)
- Choose File:** (button)
- No file chosen:** (text)
- Upload:** (button)
- Add Details:** (button)
- Cancel:** (button)

)

(Populate the Values of Various variable form list mentioned in RHS. Upload a scan copy of Treasury for Cross reference.)

[illegible]

(Sample Copy of Challan processed by SBI Branch in MP)

and make Payment. Your Payment Should get updated and application status Changed to 'Upload Form-B'

- Treasury Challan is to be Paid in Local Branch of State Bank of India. Challan form is available in Banks. Four copies of Challan needs to be filled, in favor **Food and Drug Administration M.P.**
- **Challan Number** is provided by bank .
- Below are the Values for Rest of the Attributes




i)Major
Head:0210

ii)Sub Major
Head: 04

iii) **Group Sub Head:104**

iv) Sub Head:05



v) **Bank Branch Code:**
'Branch Code'

State	Payment Mode	Detail Process of Payment with Screen Shot	Process of payment made by FBO
Gujarat	a) Demand Draft	<ul style="list-style-type: none"> Refer to Screen Shot for the Options For Payment for State License/Registration in Gujrat.  <ul style="list-style-type: none"> Demand Draft should be prepared in the Name of Commissioner of Food Safety ,Gujrat .Refer to Screen Shot below for Reference. 	<p>FBO should Submit Demand Draft ,In the name "Commissioner of Food Safety , Gujrat" with Required amount.</p> <p>Submit the Same in Physical Copy to their Local Food Department.</p> <p>FBO must also upload DD's scan copy in application's supporting documents for future reference.</p>
	b)TreasuryChallan	<ul style="list-style-type: none"> Treasury Challan can be Paid State Bank of India, Branches and Details of the Challan can be uploaded in the FSSAI application as mentioned in the Screen Shot.  <p>Challan Form Collected from Local FDA Office.</p>	<ol style="list-style-type: none"> FBO has to first Collect Four - Stamped Challan Form from Local FDA (Gujarat) office. He has to Pay Challan Money in State Bank Of India Branch and Submit Challan copies to Bank officer. Two Copies are Kept with Bank and Two are returned back to FBO(Food Buisness Operator)along with Challan Number Mentioned on it.

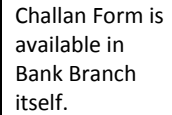
Sl. No.	Amount (Rs)	Treasury Challan No.	Issue Date	Major Head	Sub Major Head	Group Sub Head	Sub Head	Contingency Fund MH/ Service Major Head	DDO Code	Bank Branch Code
1	3000	76	04/05/2017	0210	04	0210	02	0210	NA	00445

(Treasury Detail as in FSSAI application)

- 3) FBO can Enter the Details of Challan in FSSAI's Application
- 4) Following are attributes to be Manually Entered in FSSAI 's Application
 - a)Amount:**
(As Paid)
 - b)Treasury Challan No:**
(As Provide by Local Branch)
 - c)Issue Date :**
(Challan Paid Date)
 - d)Major Head :**
0210
 - e)Sub Major Head:** 04
 - f)Group Sub Head :** 0210
 - g)Sub Head :**
02
 - i)Contingency Fund MH/ Service Major Head :** 0210
 - j)DDO Code :**
NA
 - k)Bank Branch Code :**
(Bank's Code)

State	Payment Mode	Detail Process of Payment with screen shot	Process of payment made by FBO
Goa	a)Cash	<ul style="list-style-type: none"> Cash Payment is made at State Food Department office , at there Cash counter .The Receipt is then scanned and uploaded in Supporting Document . 	The current fee payment mode for FBOs in Goa is either by way of cash payment which is accepted at the office cash counter and a receipt is issued to FBO
	b)Demand d-Draft	<ul style="list-style-type: none"> Demand Draft Drawn in the name of The Accounts officer Directorate of Food and Drugs Administration Bambolim Goa. 	The Demand Draft Prepared , must be uploaded in supporting Document
Dadara & Nagar Haveli	Treasury Challan	<ul style="list-style-type: none"> Payment is to be made via Treasury Challan at Dena Bank Silvassa. 	




- FBO has to make Payment at **Dena Bank** Silvassa Branch, in **Treasury Challan.**



- Upload the Copy and Details of the Challan in the FSSAI Application Portal. The Details that are to **populate**, are as shown in screen shot.

- Details to be populate in FSSAI Application against Treasury Challan are available in below web page. Refer to URL
(https://foodlicensing.fssai.gov.in/indexSL_DN.aspx)



Daman & Diu	a)Demand Draft	<ul style="list-style-type: none"> Payment in the Union Territory of Daman and Diu is accepted in Demand Draft and Treasury Challan.Below is the Screen shot from FSSAI application's Payment Web Portal, when application is made in Daman and Diu.  <ul style="list-style-type: none"> Refer to Screen shot displaying the Mode of Payment via Demand Draft. The Draft must be prepared in Favour of "Commissioner of Food Safety",Daman and Diu. 	
	b) Treasury Challan	<ul style="list-style-type: none"> Refer to Screen Shot below and check the Details needed to populate for Treasury Challan in Daman and Diu. 	

- Below are the Details that needs to populated as part of Challan Details

Application for License under Food Safety and Standards Act, 2006

Treasury Challan Details

License Fee Rs. 25000

Amount *

Treasury Challan No. *

Issue Date *

Major Head *

Sub Major Head *

Minor Head *

Group Sub Head *

Sub Head *

Detailed Head *

Sub Detailed Head *

Non Plan/Plan *

Charged/Voted *

Contingency Fund M/S/Service *

Head *

DDO Code *



Bank Branch Code *

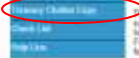
[Add Challan](#) [Cancel](#)

No.	Description	Amount	Year	Main Head	Sub Head	Group Sub Head	Sub Head	Non Plan/Plan	Charged/Voted	Contingency Fund M/S/Service	Head	DDO Code	Bank Branch Code
1	Treasury Challan Details												

[Previous Application](#) [Previous](#) [Submit](#) [Cancel](#)

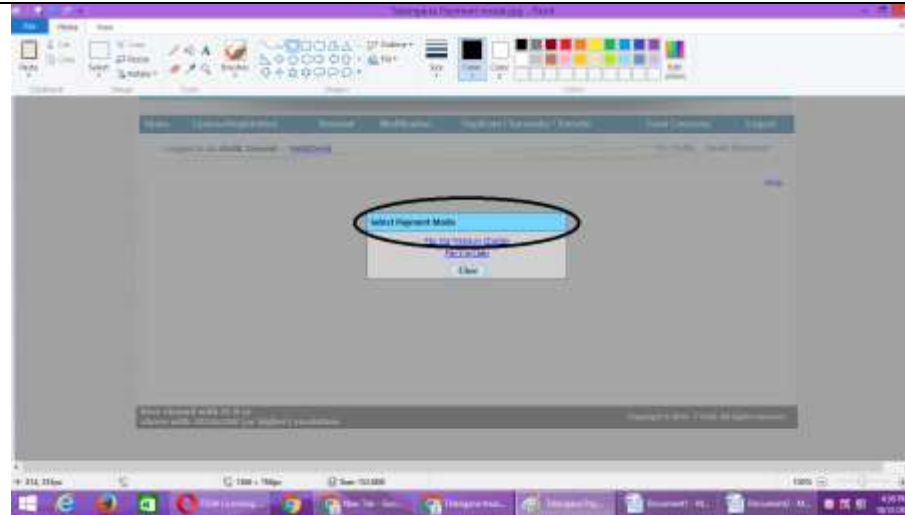
[Add Challan Details](#)

State	Payment Mode	Detail Process of Payment with screen shot	Process of payment made by FBO
Tamilnadu	Treasury Challan (State Bank of India)	<ul style="list-style-type: none"> FBO has to take the challan copy print from Tamilnadu Health and family welfare website www.tnhealth.org---> Health Directorates----> 14. Department of food safety & Drug Administration---> Treasury Challan Copy-----> Print Challan  	<p>FBO Files application and visits FSSAI office for treasury challan or some FBO's will download the treasury challan from the tamilnadu health and family welfare website.</p> <p>After taking challan from either office or website FBO deposit money in State bank of India and submits the customer copy of treasury challan and Documents physically to FSSAI District office.</p>



Andhra Pradesh


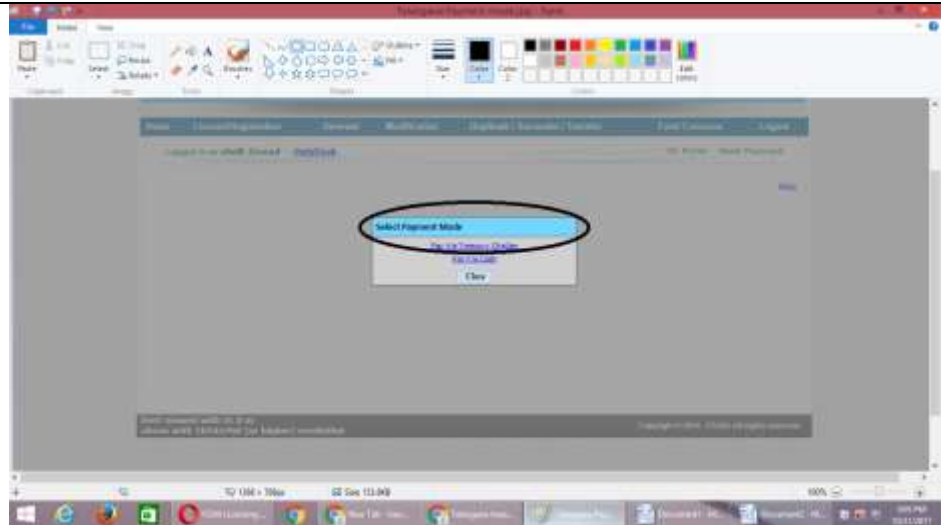
Treasury
Challan (State
Bank Of India)

[illegible]

FBO files the application and collects the Treasury Challan from FSSAI office and pays the fee in state bank of India and submits the customer copy of treasury challan and physical documents to Fssai office to generate the Certificate/license.

State	Year	Value
Telangana	2014	10.0
Telangana	2015	10.0
Telangana	2016	10.0
Telangana	2017	10.0
Telangana	2018	10.0
Telangana	2019	10.0
Telangana	2020	10.0
Telangana	2021	10.0
Telangana	2022	10.0
Telangana	2023	10.0
Telangana	2024	10.0
Telangana	2025	10.0
Telangana	2026	10.0
Telangana	2027	10.0
Telangana	2028	10.0
Telangana	2029	10.0
Telangana	2030	10.0

Treasury Challan (State Bank of India)



FBO files the application and can collect the treasury challan from FSSAI office or directly can collect challan copy from State Bank of India.

State bank of India collects fee from FBO and they will only put the Major Head and Minor head and branch and hand over the customer copy to FBO.

FBO will submit the Physical Documents and Customer copy of treasury challan to FSSAI office, there DEO will update the DO code manually and issue the Certificate/License.

FBO files the application and can collect the treasury challan from FSSAI office or directly can collect challan copy from State Bank of India.

State bank of India collects fee from FBO and they will only put the Major Head and Minor head and branch and hand over the customer copy to FBO.

FBO will submit the Physical Documents and Customer copy of treasury challan to FSSAI office, there DEO will update the DO code manually and issue the Certificate/License.

FBO files the application and can collect the treasury challan from FSSAI office or directly can collect challan copy from State Bank of India.

State bank of India collects fee from FBO and they will only put the Major Head and Minor head and branch and hand over the customer copy to FBO.

FBO will submit the Physical Documents and Customer copy of treasury challan to FSSAI office, there DEO will update the DO code manually and issue the Certificate/License.

Kerala

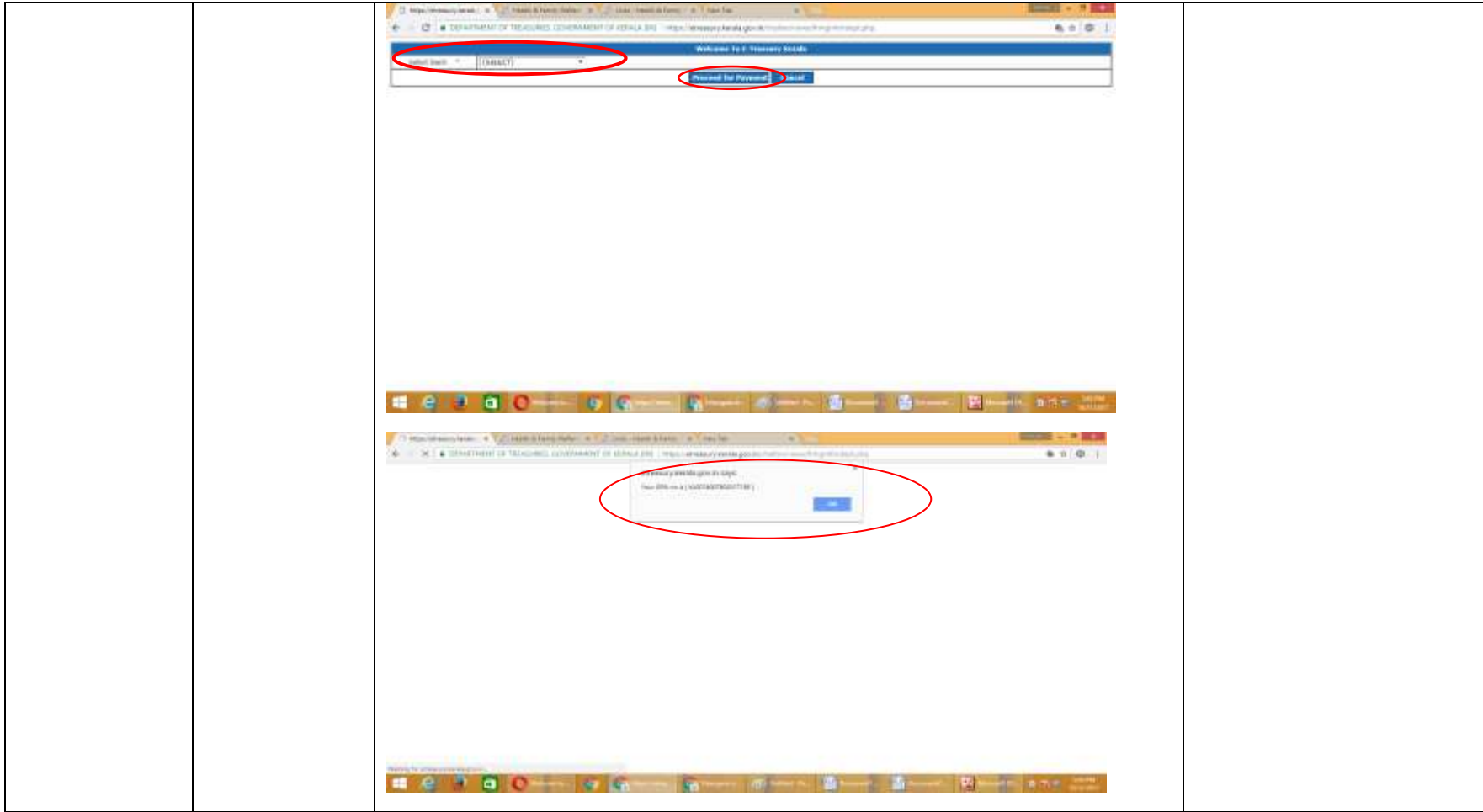
E –Treasury
Challan & Online
Payment



FBO will file Application online and payment also can be done through Online as well as E – Treasury by selecting the Pay Via Etreasury challan option.

Once the FBO selected Etreasury Payment mode it asked to select the bank and once the bank is selected it asked for login and payment.


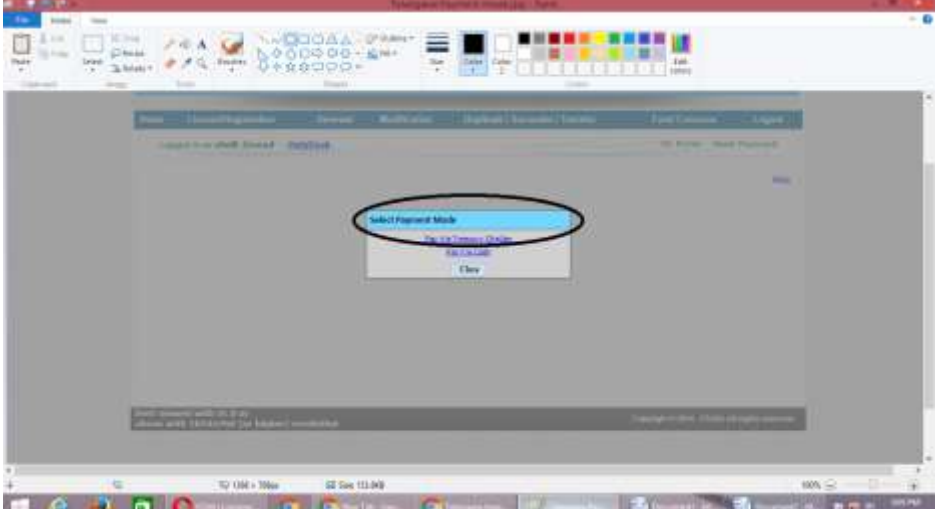
Another Online payment option is also there for Kerala FBO's that they can make the payment for state license online through CITRUS(BANK OF BARODA) or PAY U (INDUS IND) payment gate ways.







Online payment for State license in Kerala state:



Karnataka	Treasury Challan Payment Mode (State Bank Of India)		Karnataka State will issue the Challan copy from the Concern office and FBO has to pay the Application fee in State Bank Of India Treasury and submit the Treasury challan along with Physical documents to the FSSAI office.
Puducherry	Demand Draft		<p>Puducherry (Pondicherry) is also having the Treasury challan option of State Bank of India which is issuing by Pondicherry FSSAI office, But From the month of August Puducherry has been collecting Demand Draft from FBO's,</p> <p>Once the FBO made the payment in treasury challan the same has to obtain the Demand Draft and submit to the concern FSSAI office along with Physical documents.</p>

<p>Lakshadweep Island</p>	<p>Treasury Challan</p>	 <p>The screenshot shows a web browser window with the URL https://foodprocessing.fssai.gov.in/FSSAI/RegistrationNewLicense.aspx?RegID=443240802. The page header displays the FSSAI logo and the text 'Food Safety and Standards Authority of India, Licensing and Registration Services'. A blue notification box in the center of the page reads 'Payment Pending' and 'Pay the Demand Draft'. The browser's taskbar at the bottom shows various application icons and the system clock indicating 9:55 PM on 26-10-2017.</p>	<p>Lakshadweep island has collecting the demand draft to generate License/Certificate.</p> <p>FBO files the application online and Have to take the Demand Draft in the name of Designated Officer, and submit in the concern office.</p>
---------------------------	-------------------------	--	---

State	Payment Mode	Detail Process of Payment with screen shot	Process of payment made by FBO
Uttar Pradesh	E-Pay Challan (Rajkosh)	<ul style="list-style-type: none"> FBO has to pay through FSSAI website only.  	<p>FBO Files application and visits payment mode After filling up the application the FBO will be asked to make payment for License/Registration through “Pay via Rajkosh E-pay”</p> <p>Click on Proceed to payment button to redirect to the Rajkosh payment gateway .</p> <p>Add Challan details : Click on “Add Challan details”</p> <p>Select the mandatory Field division ,treasury and depositor name enter the amount in the Head to be submitted and click on submit.</p> <p>Challan no. has been generated</p>

[illegible]

After Clicking on next button, the details of the treasury Challan appear has been initiated automatically. FBO will have to enter his division,district and depositor name. Than, FBO will have to fill the amount in 3rd head.

After clicking on Next Button.

U.P. RAJKOSH
E-Payment for U.P. Treasurer

Confirmation of E-Payment

Depositor Name: xaxax

Challan Number: FBA170067888

Challan Date: 11/23/2017 11:38:40 AM

Address: 911

Assessment Year: 2017-18

Tax Period: A

LCODE: 2000 Lodiana Collection

Amount of Challan: 3

Head - Serial No (Amount of the head): 701.100

[Proceed With Net-Payment](#)

SBI

STATE BANK MULTIPURPOSE PAYMENT SYSTEM

Net Banking

100
100
[Click Here](#)

Other Banks
Bank Charges: 0.0
[Click Here](#)

Loan Payments

Bank Bank Credit Card
Bank Charges: 0.0
[Click Here](#)

Other Bank Credit Card
Bank Charges: 0.0
[Click Here](#)

Credit Card
Bank Charges: 0.0
[Click Here](#)

Other Payment Modes

Billdepts
Challan
Bank Charges: 0.0
[Click Here](#)


UPI
Bank Charges: 0.0
[Click Here](#)

© State Bank of India

This portal created by IT-10 e-Module 30 v. Google Chrome 58

FBO will select on Net banking and DO the payment.

FBO will select on Net banking and DO the payment.

Uttar Pradesh	Cash option		<ul style="list-style-type: none"> • Firstly, FBO will collect the cash receipt from treasury or district FSDA office. • Then, FBO will go to the bank i, e, State Bank of India Bank will provide the cash no. • Finally, FBO will have to revisit the Designated officer office and submit the original copy which would be used for license/registration generation or they can directly upload from FLRS system in their payment mode.



Form "B"

[See [Regulation 2.1.2](#), [Regulation 2.1.3](#) and [Regulation 2.1.71](#)]


Application for License under Food Safety and Standards Act, 2006

Business Details

Company Name	<input type="text"/>	Premises Address	<input type="text"/>
Kind of Business		License Category	Eligibility
Food Business Operator - Storage (Except Controlled Atmosphere and Cold)		State License	Capacity upto 50,000 MT

Cash Payment Details

License Fee	Rs. 2200		
Receipt No:	<input type="text"/>	Receipt Date:	<input type="text" value="06/11/2017"/>
Upload Receipt:	<input type="button" value="Choose File"/> No file chosen	<input type="button" value="Upload"/>	
<input type="button" value="Preview Application"/> <input type="button" value="Previous"/> <input type="button" value="Submit"/> <input type="button" value="Cancel"/>			

<p>Uttarakhand</p>	<p>Treasury Challan (State Bank of India)</p>	 <p>The screenshot shows a web browser window with a URL starting with '164.118.138.87'. A modal dialog box titled 'Select Payment Mode' is displayed in the center. It contains a single radio button option labeled 'Pay via Treasury Challan'. Below the dialog, the Windows taskbar is visible with various application icons and a system clock showing 10:11 AM on 28-11-2017.</p>	<ul style="list-style-type: none"> • Firstly, FBO will collect the treasury Challan from treasury book store. • After collecting the challan, DO/FSO will add the Head number and notify the FBO to fill the relevant details of the challan which will be countersigned by the respective concerned DO/FSO. The heads would be filled their in advance. • Then, FBO will go to the bank i, e, State Bank of India Head office district and division and pay the required amount. Bank will provide the
--------------------	--	--	--

Home License/Registration Renewal Modification Duplicate / Surrender / Transfer Food Concerns Logout

Lapsed in as ok [HelpDesk](#) My Profile Reset Password

Form "B"
[See Regulation 2.2.2, Regulation 2.1.1 and Regulation 2.2.7]
Application for License under Food Safety and Standards Act, 2006

Treasury Challan Detail(s)

License Fee Rs. 2000
Amount *

Treasury Challan No. * Issue Date *

Major Head * 0210 Sub Major Head * 04

Minor Head * 00

Group Sub Head * 103 Sub Head * 01

Detailed Head Sub Detailed Head

Non Plan/Plan ☒ Non Plan ☐ Plan Charged/Voted ☐ Charged ☐ Voted

Contingency Fund MH/Service Major Head *

DOC Code * 00 Bank Branch Code *

[Add Challan](#) [Cancel](#)

S. No.	Amount (Rs.)	Treasury Challan No.	Issue Date	Major Head	Sub Major Head	Group Sub Head	Sub Head	Contingency Fund MH/Service Major Head	DOC Code	Bank Branch Code	Action
No Treasury Challan Details											

[Add Challan Details](#)

[Preview Application](#) [Previous](#) [Submit](#) [Cancel](#)

treasury challan no.

- Finally, FBO will have to revisit the Designated officer office and submit the original copy which would be used for license/registration generation.

Major Head Code : 0210
Sub Major Head : 04
Minor head : 00
Sub Head : 01
Group Sub head : 103
Bank Branch code would be given by bank only