



APEDA
Agricultural & Processed Food Products
Export Development Authority
Ministry of Commerce & Industry, Government of India

FarmerConnect Portal - User Manual

TABLE OF CONTENTS

1 PURPOSE	2
2 REFERENCES	2
3 SCOPE	2
4 FPO LOGIN	2
5 FPO Dashboard	3
5.1 Update Profile	4
5.2 View Enquiry	5
5.3 Filter	5
5.4 Match Alerts	6
5.5 Filter	6
5.6 Post Sell Offer	7
5.7 Sell Offers	7
5.8 Filter	8

1- PURPOSE

The Features document contains all essential information for the user to make full use of the Farmer Connect Portal. This manual includes a description of the system functions and capabilities, contingencies and alternate modes of operation, and step-by-step procedures for system access and use. Screen shots of the system have been used extensively to show the complete end to end process flow.

2- REFERENCES

This document is outcome of following:

1. Proposal Prototype to APEDA
2. Meeting with APEDA Official

3- SCOPE

The scope of this document is to capture the screen flow of Farmer Connect Portal.

This document may be referred by users during the User Acceptance Testing.

4- FPO LOGIN

Here Farmers Producer Organisation (FPO) can login to the portal by entering the Username, Password, Captcha and clicking on Sign In Button.

← → ↻ ⓘ Not secure | farmerconnect.logicsoft.online/Login/Index

011-26526197 Helpdesk Select Language Login REGISTER

FARMER CONNECT HOME ABOUT ▾ EXPORT GUIDANCE ▾ FOR FARMERS ▾ FOR EXPORTERS ▾ FOR GROUPS ▾ TRADE OFFERS ▾ **Digital India**
Power To Empower

Post Products enquiries/offers on Farmer Connect

1 Sign In

2 Post Sell/Buy Offers

3 View Matching Enquiries/Offers

4 Contact Buyers/Sellers

Login

User Name

Password

Captcha Code 555929

Sign In




[Forgot Password ?](#)

APEDA Registered Member Exporter? [Click here to Login](#)


5- FPO DASHBOARD

Once FPO Log's in he/she will be redirected to the following Dashboard.


011-26526197 Helpdesk


Logged in as - producer pr fprprodu (FPO)   


English | हिन्दी |


 **FARMER
CONNECT.**


Request Panel


 Update Profile


 View Enquiry


[View Details](#) 


 Match Alerts


[View Details](#) 


 Post Sell Offers

[View Details](#) 

 View Sell Offers

[View Details](#) 

 Quoted Price

[View Details](#) 

5.1- Update Profile

In the Dashboard FPO can click on Update Profile to update his/her profile. Here FPO can Update Company details and Contact Person Details. FPO can click on Submit button to submit the details, FPO can also click on Reset button to delete all the information before Submitting the details.

Profile Update

Back

Company Details

Company Name*

FPO TEST

Company URL

Test

TIN NO

Address*

Plot No. 45 Udyog
Muhar Gurgaon

State*

Himachal Pradesh

District*

Hamirpur

PIN *

121001

LandLine No

India

Area Code

Landline No

Fax No

91

Area Code

Fax NO

Contact Person Details

Name *

FPO TEST

Middle Name

TEST

Mobile *

91

1111111111

Email *

QQ@GMAIL.COM

ID Proof

Select ID Proof

Id Proof No

Choose File

No file chosen

Profile Image:

Choose File

No file chosen

(Document should be of *.JPEG *.BMP *.JPG *.TIF *.PNG *
and maximum allowed file size is 2 MB)

Bank Details

Account Holder Name*

FPO TEST

Bank Name*

Axis Bank

Account No *

11111111111111111111

Account No*

Re- enter Account No

IFSC Code*

AAS121121212

Upload Supporting Doc*

Choose File

No file chosen

UPI-ID

UPIID

Update

5.2- View Enquiry

In the Dashboard user can go to View Enquiry Tab and click on View Details to see the list of Enquiries posted by Importers. Against each Enquiry FPO can click on Contact Buyer Button to contact Exporter through SMS or Email, FPO also can click on View More to see more information about the Enquiry.

The screenshot displays the 'Buy Enquiries' section of the APEDA Farmer Connect website. The page is titled 'Buy Enquiries' and includes a 'Back' button. On the left, there is a 'Filter' sidebar with options: Commodities, Crop Practices, Enquiry Validity, and Qty. (in MT). The main content area shows a list of enquiries, sorted by 'Latest to Oldest'. The enquiries are as follows:

Crop Image	Buyer	Crop	Variety	Required Quantity	Enquiry Valid on	Buttons
	Apeda Regional Office	Mango	Alphonso	8000.00 MT	13/06/2020	Contact Buyer, View More
	Apeda Regional Office	Banana Fresh	Robusta	1234.00 MT	31/05/2020	Contact Buyer, View More
	Apeda Regional Office	Fresh Onion	Agrifound White	43.00 MT	18/06/2020	Contact Buyer, View More
	S.S. Agro Industries					Contact Buyer

5.3- Filter

Here the FPO can see Buy Enquiries based on the filter provided.

Filter	Reset
Commodities	
Crop Practices	
Enquiry Validity	
Qty. (in MT)	

5.4- Match Alerts

In the Dashboard user can go to Match Alert Tab and click on View Details Link to see the list of Sell Offers that match Expoter Offers. FPO click on View More button against each Sell Offer to see Sell Offer in detail.

The screenshot displays the 'APEDA Farmer Connect' web application. The user is logged in as 'producer pr fprprodu (FPO)'. The page title is 'Farmer Connect'. The main content area is titled 'Sell Offers' and includes a 'Back' button. The offers are sorted by 'Latest to Oldest'. The first offer is for 'Fresh Onion, Variety - Agrifound Red', posted on 11/05/2020, with an offered quantity of 10.00 MT and a minimum order of 4.00 MT. The second offer is for 'Cauliflower, Variety - Punjab Giant-26', posted on 02/05/2020, with an offered quantity of 256.00 MT and a minimum order of 56.00 MT. The third offer is for 'Potato, Variety - Kufri Bahar', posted on 02/05/2020, with an offered quantity of 156721.00 MT and a minimum order of 56.00 MT. A 'Filter' sidebar on the left lists 'Commodities', 'Crop Practices', 'Offer Validity', and 'Qty. (In MT)'. A 'Reset' button is located at the top of the filter sidebar. A 'Matching Enquiries (0)' link is present below each offer. A 'View More' button is located to the right of each offer. A Windows activation watermark is visible in the bottom right corner.

5.5- Filter

Here the FPO can see Match Offers based on the filter provided.

Filter	Reset
Commodities	
Crop Practices	
Offer Validity	
Qty. (In MT)	

5.6 Post Sell Offer

Here FPO can post a Sell Offer on the platform which will be displayed to the user as well as to all the Exporters on the platform. User can simply enter all mandatory and click on submit button to post the offer.

The screenshot shows the 'Post Sell Offer' form in the Farmer Connect application. The form is titled 'Post Sell Offer' and has a 'Back' button in the top right corner. The form contains the following fields:

- Crop:** A dropdown menu with 'Select Crop' as the placeholder.
- Variety:** A dropdown menu with 'Select' as the placeholder.
- Quantity for Sale(In MT):** A text input field with 'Quantity for Sale' as the placeholder.
- Best Before Date:** A text input field with 'mm/dd/yyyy' as the placeholder.
- Sell Price from (In INR per MT):** A text input field with 'Sell Price from' as the placeholder.
- Sell Price To:** A text input field with 'Sell Price to' as the placeholder.
- Min. Order Qty. (In MT):** A text input field with 'Min. Order Qty' as the placeholder.
- Offer Expiry Date:** A text input field with 'mm/dd/yyyy' as the placeholder.
- Crop Practices:** A group of checkboxes for 'IPM', 'Organic', 'GAP', and 'Traditional'.
- Quantity Available:** Radio buttons for 'YES' and 'NO'.

A green 'Submit' button is located at the bottom center of the form.

5.7- Sell Offers

Here users can see sell offers posted by the user himself, user can also click on View More button against every sell offer to see the offer in detail.

The screenshot shows the 'Sell Offers' page in the Farmer Connect application. The page has a 'Filter' sidebar on the left and a 'Sell Offers' main area. The 'Filter' sidebar includes a 'Reset' button and the following filters:

- Commodities
- Crop Practices
- Offer Validity
- Qty. (In MT)

The 'Sell Offers' main area has a 'Back' button in the top right corner. It displays a list of sell offers, sorted by 'Latest to Oldest' (selected) or 'Oldest to Latest'. Each offer includes a crop image, the producer's name, the crop name, the variety, the offer date, and the offer details (Offered Qty, Min. Order Qty, and Offer expires on). A 'View More' button is present next to each offer.

Crop Image	Producer Name	Crop Name	Variety	Offer Date	Offered Qty	Min. Order Qty	Offer Expires On	Action
	Producer Pr Fprprodu Noname Nolastring	Fresh Onion	Agrifound Red	11/05/2020	10.00 MT	4.00 MT	11/08/2020	View More
	Producer Pr Fprprodu Noname Nolastring	Cauliflower	Punjab Giant-26	02/05/2020	256.00 MT	56.00 MT	15/05/2020	View More
	Producer Pr Fprprodu Noname Nolastring	Potato	Kufri Bahar	02/05/2020	156721.00 MT	56.00 MT	22/05/2020	View More

An 'Activate Windows' watermark is visible in the bottom right corner of the page.

5.8- Filter

Here the FPO can see Sell Offers based on the filter provided.

Filter	Reset
Commodities	
Crop Practices	
Offer Validity	
Qty. (In MT)	

5.9- Quoted Price

APEDA Farmer Connect

Not secure | farmerconnect.apeda.in/SellOffer/QuotedPrice

011-26526197 | Helpdesk

Logged in as - producer pr fprprodu (FPO)

English | हिन्दी

Filter

Reset

Commodities

Crop Practices


Offer Validity

Qty. (In MT)

Sell Offers

Back


Sort by: Latest to Oldest Oldest to Latest



Producer Pr Fprprodu Noname Nolastname (F.P.O.),Crop - Potato, Variety - Kufri Chandramukhi, Offer Posted on 18/03/2020

Offered Qty.: 4135.00 MT
Min.Order Qty: 156.00 MT
Offer expires on: 28/05/2020


View More
View Quoted Price



Producer Pr Fprprodu Noname Nolastname (F.P.O.),Crop - Litchi, Variety - Shahi, Offer Posted on 21/02/2020

Offered Qty.: 957.00 MT
Min.Order Qty: 95.00 MT
Offer expires on: 30/06/2020

View More
View Quoted Price



Producer Pr Fprprodu Noname Nolastname (F.P.O.),Crop - Other Sell Crop, Variety - other sell variety, Offer Posted on 17/02/2020

Offered Qty.: 2569.00 MT
Min.Order Qty: 265.00 MT
Offer expires on: 24/06/2020

View More
View Quoted Price

Activate Windows
Go to Settings to activate Windows.

In the Dashboard user can go to Quoted Price Tab and click on View Details to see the List of offers Price Quoted By FPO.

FPO can click on View More Button against each offer to see information about the price Quoted.

5.10- Filter

Here the FPO can see Quoted Price based on the filter provided.

Filter	Reset
Commodities	
Crop Practices	
Offer Validity	
Qty. (In MT)	